

GARDEN STATE TILE

Together We Can Design For Life

MAGMA




MAGMA

Sleek, minimalistic, and versatile, the Magma collection offers clean lines and colors for a sophisticated space.


1 Size:

12"x24"

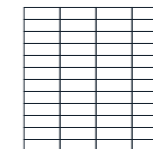


2 Mosaics:

12"x12"
(2"x2")



11.7"x11.7"
(1"x3")



3 Colors:

White

Light Grey

Dark Grey

WHITE




SIZE

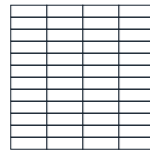


12"x24"
1103618

MOSAICS



12"x12"
(36 DOT) Mosaic
1104777



11.7"x11.7"
(1"x3") Mosaic
1104780

LIGHT GREY




SIZE




12"x24"
1103617

MOSAICS




12"x12"
(36 DOT) Mosaic
1104776



11.7"x11.7"
(1"x3") Mosaic
1104779

Colors shown may vary from actual product.
Final selection should be made from actual product samples.

DARK GREY




SIZE

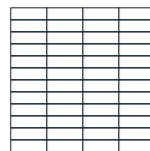


12"x24"
1103619


MOSAICS



12"x12"
(36 DOT) Mosaic
1104778



11.7"x11.7"
(1"x3") Mosaic
1104781



Magma_12"x24"_White_Matte



Wall: Magma_12"x24"_11.7"x11.7" (1"x 3") Mosaic_Light Grey_Matte
Floor: Magma_12"x24"_12"x12" (36 DOT) Mosaic_White_Matte





Magma_12"x24" _Light Grey_Matte



Magma_12"x24" _Dark Grey_Matte



Wall: Magma_11.7"x11.7" (1"x 3") Mosaic_Dark Grey_Matte

Floor: Magma_12"x24" _Dark Grey_Matte

Colors + Sizes

Colors	12"x24" Pressed	12"x12" mosaic (2"x2")	11.7"x11.7" mosaic (1"x3")
WHITE	1103618	1104777	1104780
LIGHT GREY	1103617	1104776	1104779
DARK GREY	1103619	1104778	1104781

Colors shown may vary from actual product.
Final selection should be made from actual product samples.

Technical Specifications

This product meets or exceeds all standards described in ANSI A137.1 & A137.3.

	SPECS	TEST METHOD	INDUSTRY STANDARD	VALUES ≤0.5%	
	WATER ABSORPTION	ASTM C373	≤0.5%		
	SURFACE WEAR RESISTANCE	ANSI A137.1	Surface Wear-resistance properties of glazed vitreous and porcelain tiles.	ALL RESIDENTIAL / COMMERCIAL	
	CHEMICAL RESISTANCE	ASTM C650	A tile sample is placed in continuous contact with a variety of chemicals for 24 hours. Sample must show no visible defects.	NOT AFFECTED	
	D.C.O.F. AcuTest®	ANSI A326.3	INDOOR ≥0.42 WET	≥0.42 WET	
			OUTDOOR >0.55 WET	>0.55 WET 2CM & GRIP	
	STAIN RESISTANCE	ASTM C1378	Surfaces are exposed to staining agents for 24 hours followed by four cleaning procedures. Results are recorded post cleaning.	NOT AFFECTED	
	BREAKING STRENGTH GAUGED PORCELAIN	ASTM C1505	≥175 lbf	≥200 lbf	
	BREAKING STRENGTH	ASTM C648	≥275 lbf	≥300 lbf	
	BREAKING STRENGTH OUTDOOR 2CM	ASTM 1505	2000 lbf (10.9 kN)	≥2500 lbf	
	RESISTANCE TO FREEZE	ASTM C1026	A tile sample is subjected to repeated processes of freezing and thawing. Sample must show no visible defects.	RESISTANT	
	WARPAGE EDGE	ASTM C485	±0.40% or ±0.05 in (±1.8 mm)	± 0.40%	Rectified
	WARPAGE DIAGONAL	ASTM C485	±0.40% or ±0.07 in (±1.8 mm)	± 0.40%	Rectified
	WEDGING	ASTM C502	±0.25% or ±0.03 in (±0.8 mm)	± 0.25%	Rectified
	WARPAGE EDGE	ASTM C485	±0.50% or ±0.07 in (±1.8 mm)	± 0.50%	Calibrated
	WARPAGE DIAGONAL	ASTM C485	±0.50% or ±0.07 in (±1.8 mm)	± 0.50%	Calibrated
	WEDGING	ASTM C502	±0.50% or ±0.08 in (±2.0 mm)	± 0.50%	Calibrated
	THICKNESS	ASTM C499	Range: ± 0.04 in	≤0.04 in	

• Due to the inherent nature of fired porcelain tile, it is important to note that the coefficient of friction may vary within and between product runs.



OUR SHOWROOMS

NEW JERSEY

Dover
Princeton
Roselle Park
Wall
West Berlin
Wyckoff

PENNSYLVANIA

Bethlehem
Lancaster
Philadelphia
Warminster

SOUTH CAROLINA

Charleston
Columbia

GEORGIA

Savannah

GARDEN STATE TILE

Together We Can Design For Life

GSTILE.COM    @GARDENSTATETILE