


GARDEN STATE TILE

Together We Can Design For Life

MARANELLO





DARK GREY



GREY



SAND

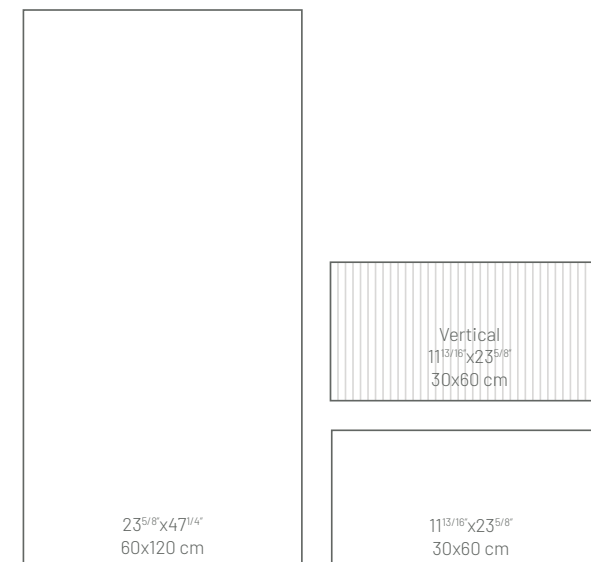


WHITE

NUANCE & DECO

Rousing elegance

Dark Grey, Grey, Sand and White: four neutral colors for an interpretation of natural stone with sophisticated vein patterns. Two rectified formats – 24"x48" and 12"x24" – are combined with the Vertical decoration with refined relief details and a strong ornamental vocation, for design solutions coordinated not only between the floor and wall tiles, but also with customized volumes and furnishings.





Dynamic surfaces for evocative interiors

Soft, harmonious atmospheres, created through precise floor and wall combinations, become the protagonists of an exclusive story which describes the new living spaces. Large vein patterns, energetic shade nuances, and a rich variety of original details differentiate graphical textures with a high level of variability, for a visual effect which is never repetitive. The 24"x48" large format emphasizes the expressive freedom of a collection created to bewitch.



Maranello Sand Natural Rett. 23^{5/8}"x47^{1/4}" - 60x120 cm
Maranello Vertical Sand Natural Rett. 11^{13/16}"x23^{5/8}" - 30x60 cm



Maranello White Natural Rett. 23^{5/8}"x47^{1/4}" - 60x120 cm
Maranello Vertical White Natural Rett. 11^{13/16}"x23^{5/8}" - 30x60 cm



Intense texture,
relief patterns,
and high-definition
graphics lend an
exclusiveness and naturalness
to the surfaces



Original interpretations of a made-to-measure interior

Thanks to its technical and structural characteristics, ceramics turn into an architectural element with which to design functional and extremely on-trend interiors. The Vertical decoration, in practical 12"x24" format, becomes a component for the construction of wainscoting, niches, bed headboards and kitchen base cabinets. Individual applications for a high-impact total-look effect.



Maranello Grey Natural Rett. 23^{5/8}"x47^{1/4}" - 60x120 cm
Maranello Vertical Grey Natural Rett. 11^{13/16}"x23^{5/8}" - 30x60 cm



Maranello Grey Natural Rett. 11^{13/16}"x23^{5/8}" - 30x60 cm
Maranello Vertical Grey Natural Rett. 11^{13/16}"x23^{5/8}" - 30x60 cm



Maranello Grey Natural Rett. $11\frac{13}{16}'' \times 23\frac{5}{8}''$ - 30x60 cm
Maranello Vertical Grey Natural Rett. $11\frac{13}{16}'' \times 23\frac{5}{8}''$ - 30x60 cm



Maranello Dark Grey Natural Rett. $23\frac{5}{8}'' \times 47\frac{1}{4}''$ - 60x120 cm
Maranello Vertical Dark Grey Natural Rett. $11\frac{13}{16}'' \times 23\frac{5}{8}''$ - 30x60 cm



Maranello Dark Grey Natural Rett. 23^{5/8}"x47^{1/4}" - 60x120 cm
Maranello Vertical Dark Grey Natural Rett. 11^{13/16}"x23^{5/8}" - 30x60 cm



Technical and
aesthetic excellence
for a versatile material
to choose for small
and large projects



Contemporary ceramics with high performance

Safe and reliable surfaces, designed to be long-lasting and retain all their qualities unchanged over time, they are particularly suitable for use in public and commercial premises. Non-absorbent and non-slip, Maranello is a material which is resistant to mechanical stresses, chemicals, staining, moisture and high temperatures. Its very high abrasion resistance allows it to be used in environments subject to intense foot traffic.



Maranello Dark Grey Natural Rett. 23^{5/8} x 47^{1/4} - 60x120 cm
Maranello Vertical Dark Grey Natural Rett. 11^{13/16} x 23^{5/8} - 30x60 cm



Maranello Dark Grey Natural Rett. 23^{5/8}"x47^{1/4}" - 60x120 cm
Maranello Vertical Dark Grey Natural Rett. 11^{13/16}"x23^{5/8}" - 30x60 cm



DARK GREY

VERTICAL
DARK GREY

GREY

VERTICAL GREY

SAND

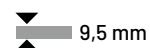
VERTICAL SAND

WHITE

VERTICAL WHITE



SIZES



23^{5/8} x 47^{1/4} - 60x120 cm
AU23RCT2448MT Dark Grey Natural Rett.
AU22RCT2448MT Grey Natural Rett.
AU21RCT2448MT Sand Natural Rett.
AU20RCT2448MT White Natural Rett.



11^{13/16} x 23^{5/8} - 30x60 cm
AU23RCT1224MT Dark Grey Natural Rett.
AU22RCT1224MT Grey Natural Rett.
AU21RCT1224MT Sand Natural Rett.
AU20RCT1224MT White Natural Rett.

Vertical




11^{13/16} x 23^{5/8} - 30x60 cm
AU23RCT1224DCMT Dark Grey Natural Rett.
AU22RCT1224DCMT Grey Natural Rett.
AU21RCT1224DCMT Sand Natural Rett.
AU20RCT1224DCMT White Natural Rett.

Laying with a 3.2 mm (1/8") joint is recommended -Check the color matching between different sizes


DECORS

Mosaic *

Chip 1^{7/8} x 1^{7/8} - 4,8x4,8 cm



11^{13/16} x 11^{13/16} - 30x30 cm
AU23STJ22MSMT Dark Grey Nat.



11^{13/16} x 11^{13/16} - 30x30 cm
AU22STJ22MSMT Grey Nat.



11^{13/16} x 11^{13/16} - 30x30 cm
AU21STJ22MSMT Sand Nat.



11^{13/16} x 11^{13/16} - 30x30 cm
AU20STJ22MSMT White Nat.

* On fibre mesh backing

TRIMS



Bullnose - Battiscopa
 2^{3/4} x 23^{5/8} - 7x60 cm
AU23S43F9MT Dark Grey Natural Rett.
AU22S43F9MT Grey Natural Rett.
AU21S43F9MT Sand Natural Rett.
AU20S43F9MT White Natural Rett.

MADE IN USA

MARANELLO

Dry - Pressed Ceramic Tiles
 ISO 13006 Annex G - UNI EN 14411 Annex G - Bla UGL
 ANSI 137.1 CBR



TECHNICAL FEATURES	STANDARD	VALUE
WATER ABSORPTION (AVERAGE VALUE EXPRESSED IN %)	UNI EN ISO 10545/3	CONFORME
	ASTM C373	COMPLIANT
MODULUS OF RUPTURE	UNI EN ISO 10545/4	≥ 35 N/mm ²
BREAKING STRENGTH	UNI EN ISO 10545/4	≥ 1300 N
	ASTM C648	≥ 250 Lbs
FROST RESISTANCE	UNI EN ISO 10545/12	CONFORME
	ASTM C1026	UNAFFECTED
CHEMICAL RESISTANCE TO HIGH AND LOW ACID AND BASIC CONCENTRATIONS	UNI EN ISO 10545/13	A - LA - HA
	ASTM C-650	UNAFFECTED
STAIN RESISTANCE	UNI EN ISO 10545/14	5
SLIP RESISTANCE		NAT.
	DIN EN 16165 Annex B	R10
	DIN EN 16165 Annex A	B (A+B)
	ANSI A326.3:2017 DCOF	WET ≥ 0,50



Heavy pedestrian traffic (e.g. railway stations, airports, retail malls).



SHADE VARIATION
 V2 High

PACKING AND WEIGHT

Size	Thickness mm	Pieces x Box	Sq. F. x Box	Weight x Box Lbs	Boxes x Pal.	Sq. F. x Pal.	Weight x Pal. Lbs
23 ^{5/8} x 47 ^{1/4} - 60x120 cm Natural	9.5	2	15.26	64.14	30	457.80	1924.20
11 ^{13/16} x 23 ^{5/8} - 30x60 cm Natural - Vertical	8.5	9	17.00	64.89	32	544.00	2076.48
11 ^{13/16} x 11 ^{13/16} - 30x30cm Mosaico Natural	8.5	10	9.45	32.43	54	510.30	1751.22
2 ^{3/4} x 23 ^{5/8} - 7x60 cm Bullnose Natural	8.5	15	-	35.25	48	-	1692.00



OUR SHOWROOMS

NEW JERSEY

Dover
Princeton
Roselle Park
Wall
West Berlin
Wyckoff

PENNSYLVANIA

Bethlehem
Lancaster
Philadelphia
Warminster

SOUTH CAROLINA

Charleston
Columbia

GEORGIA

Savannah

GARDEN STATE TILE

Together We Can Design For Life

GSTILE.COM    @GARDENSTATETILE