

GARDEN STATE TILE

Together We Can Design For Life

ATLAS




ATLAS

Atlas's rich legacy is cemented in history. A vital hub of culture, architecture and innovation with an artisanal spirit that lives on in the Atlas collection. Serene colors and tonal richness welcome you. A myriad of sizes and shapes delight the eyes with distinctive patterns. Field tiles, small format pieces, and mosaics capture the look of artisan cement. Inspired by a legacy of craftsmanship and timeless innovation, Atlas can turn any space into a true classic.

The ATLAS COLLECTION.



ATLAS WHITE



Atlas White 2x10 MATTE PRESSED | Atlas Ash 24x48 NAT RECT
Atlas Coal 2x10 MATTE PRESSED | Atlas Carven Coal 8x8 MATTE PRESSED

ATLAS ASH



Atlas Ash 24x48 NAT RECT

ATLAS COAL



Atlas Coal 2x10 MATTE PRESSED
Atlas Ash 12x24 NAT RECT

ATLAS COAL



Atlas Coal 8x48 NAT RECT


ATLAS CLAY



Atlas Clay 8x48 NAT RECT
Atlas Ash 24x48 NAT RECT



ATLAS CARVEN



Atlas Carven White 8x8 MATTE PRESSED | Atlas Carven Ash 8x8 MATTE PRESSED
Atlas Carven Coal 8x8 MATTE PRESSED | Atlas Carven Clay 8x8 MATTE PRESSED

ATLAS COLLECTION



Atlas White | Ash | Coal |
Clay 2x10 MATTE PRESSED

Atlas Clay 24x48 NAT RECT
Atlas White 12x24 NAT RECT

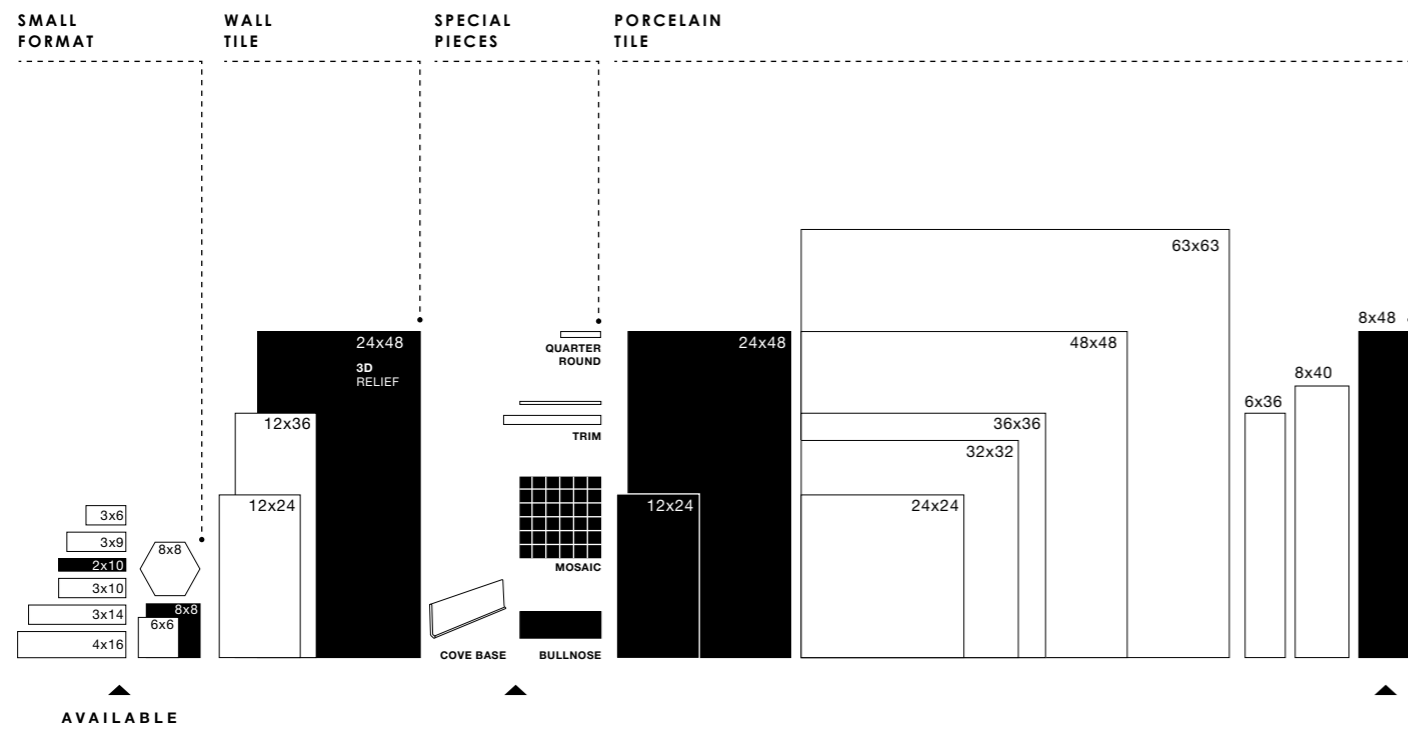
Atlas White | Ash | Clay |
Coal 8x48 NAT RECT

Atlas Carven White | Ash | Coal |
Clay 8x48 MATTE PRESSED

ATLAS

DISCOVER OUR SIZE OFFERING AT A GLANCE. FIND THE PERFECT SOLUTION FOR YOUR PROJECT WITH A QUICK LOOK AT OUR SIZE GUIDE TO FIND ALL SHAPES, SURFACES AND EDGE FINISHES AVAILABLE IN EACH COLLECTION.

AVAILABLE SIZES




AVAILABLE EDGES

RECTIFIED PRESSED



AVAILABLE FINISHES

POLISHED MATTE GLOSSY EXTERIOR 3D RELIEF



ATLAS

COLORS AND SIZES



Mos SQ 2x2 Carven

White | V4 | V3

Size	SKU	Finishes
24x48	#80138ET	NAT RECT
12x24	#80133ET	NAT RECT
8x48	#204080E	NAT RECT
2x10	#202742E	MATTE PRESSED

12x12 Mos SQ	#80148ET	NAT
3x12 Bullnose	#80143ET	NAT RECT
8x8 Carven	#203085ET	MATTE PRESSED



Mos SQ 2x2 Carven

Ash | V4 | V3

Size	SKU	Finishes
24x48	#80139ET	NAT RECT
12x24	#80134ET	NAT RECT
8x48	#204078E	NAT RECT
2x10	#202743E	MATTE PRESSED

12x12 Mos SQ	#80149ET	NAT
3x12 Bullnose	#80144ET	NAT RECT
8x8 Carven	#203087ET	MATTE PRESSED




Mos SQ 2x2 Carven

Coal | V4 | V3

Size	SKU	Finishes
24x48	#80140ET	NAT RECT
12x24	#80135ET	NAT RECT
8x48	#204082E	NAT RECT
2x10	#202744E	MATTE PRESSED

12x12 Mos SQ	#80150ET	NAT
3x12 Bullnose	#80145ET	NAT RECT
8x8 Carven	#203088ET	MATTE PRESSED



Mos SQ 2x2 Carven

Clay | V4 | V3

Size	SKU	Finishes
24x48	#80141ET	NAT RECT
12x24	#80136ET	NAT RECT
8x48	#204083E	NAT RECT
2x10	#203393E	MATTE PRESSED

12x12 Mos SQ	#80151ET	NAT
3x12 Bullnose	#80146ET	NAT RECT
8x8 Carven	#203086ET	MATTE PRESSED

TECH DATA

Finish	Freeze Resistant	Shade Variation	Color Body	Water Absorption	Stain Resistant	DCOF AcuTest	Chemical Resistant	Breaking Strength	Abrasion Resistance
NAT	Resistant	V3	✓	≤ 0.5%	Class A	≥ 0.42	Class A	≥ 275lbf	III
NAT 8x48	Resistant	V4	N/A	≤ 0.5%	Class A	<0.42	Class A	≥ 275lbf	III
MATTE 2X10	N/A	V4	N/A	≤ 3%	Class A	≥ 0.42	Class A	≥ 250lbf	II
MATTE 8X8	N/A	V3	N/A	≤ 20%	Class E	N/A	Class E	≥ 125lbf	I

CONCRETE	NUMBER OF DESIGNS				AREAS OF USAGE	SPECIAL PIECES
	Sizes	#	#	#		
Glazed Porcelain Tile Ceramic Tile Natural Cement	24x48	30	2x10	80	Interior wall and residential floor use recommended. Interior wall use recommended for Natural Cement products.	Bullnose Available
	12x24	40	8x8	12		
	12x12	10				
	8x48	30				



OUR SHOWROOMS

NEW JERSEY

Dover
Princeton
Roselle Park
Wall
West Berlin
Wyckoff

PENNSYLVANIA

Bethlehem
Lancaster
Philadelphia
Warminster

SOUTH CAROLINA

Charleston
Columbia

GEORGIA

Savannah

GARDEN STATE TILE

Together We Can Design For Life

GSTILE.COM    @GARDENSTATETILE