

**GARDEN STATE TILE**  
Together We Can Design For Life

# ORIGINS






TAUPE

# Origins



Origins draws mineral strength and ancestral charm from quartzite, which it interprets in a contemporary key by balancing its graphic texture and preserving its natural shade variability. Thanks to the innovative RealUp® technology, Origins is enriched with three-dimensionality, giving the surface a unique depth and level of detail.



1. White

2. Greige

3. Beige

4. Taupe

5. Silver

6. Dark

6 SHADES TO  
EXPRESS  
HARMONY  
AND COLOR  
BALANCE.

## LARGE SLABS FOR GREAT ARCHITECTURES..

Origins is a stone effect with a strong and balanced character. The graphic look of the Mega® 120x280 cm large slabs dresses the extensive surfaces disclosing a natural vocation for architecture.






WALL: BEIGE 80x160  
FLOOR: BEIGE 120x120

**NEW INNOVATIVE  
TECHNOLOGY.**



RealUp® gives the ceramic surface a perceptible textural signature that is perfectly consistent with the ultra-high definition graphics. Soft to the touch, this micro-structure aligns with the design with no margin for error: **an astonishing synergy of graphics and relief effects, for an unprecedented richness of countless hyper-realistic details.**



SILVER

MY NATURAL  
HABITAT.




WALL: SILVER 120x280x0,6 / NUANCES SALVIA 120x280x0,6  
NUANCES MURETTO NERO 30x30  
FLOOR: SILVER 120x120



WALL: SILVER 120x280x0,6 / NUANCES SALVIA 120x280x0,6  
NUANCES MURETTO NERO 30x30  
TABLE: CHARM EXPERIENCE - CALACATTA PINK  
FLOOR: SILVER 120x120

## A NATURAL AFFINITY WITH COLOR.

The six natural shades naturally welcome any color declination. The combination with the Nuances collection creates original and refined color and textural matches for a modern and sophisticated living space.



STONE EFFECT + CONCRETE EFFECT





## A STONE LOOK DESIGNED FOR CONTEMPORARY LIVING.

The combination of collections is possible thanks to the total integration of sizes, mosaic modules and a deep design consistency. Origins and the other collections express a cultured and contemporary beauty, a natural luxury, never flouted.



STONE EFFECT + CONCRETE EFFECT



WALL: WHITE 120x280x0,6  
MURETTO WHITE 30x30  
FLOOR: NUANCES MURETTO CIPRIA 30x30

## NATURAL LIVING PROJECTS.

Origins originates from a precise vision:  
to create an aesthetic synergy in the  
name of comfort and performance of  
porcelain stoneware.



STONE EFFECT + CONCRETE EFFECT



WALL: GREIGE 120x280x0,6



WALL: GREIGE 120x280x0,6  
NUANCES MURETTO CIELO 30x30



## LINE

Three-dimensional surfaces that reflect the tactile and visual appeal of natural stone manufacturing.



STONE EFFECT + CONCRETE EFFECT



WALL: LINE BEIGE 60x120  
NUANCES MURETTO NERO 30x30  
FLOOR: NUANCES MURETTO NERO 30x30



**OPEN**<sup>®</sup>  
REWRITING OUTDOOR SURFACES

**INDOOR-OUTDOOR  
DESIGN.**

The OPEN surfaces in extra 20 mm thickness originate a solid aesthetic bond between indoors and outdoors, allowing the living project to achieve the most complete aesthetic continuity.



WALL: MURETTO 3D SILVER 29x59  
FLOOR: SILVER 80x80 20mm



## THREE-DIMENSIONALITY OF CERAMICS.

With its sharp three-dimensionality, the Tapparella surface generates a light and shade enhancing the detailed mineral texture. Italgraniti Live furniture is designed to combine aesthetics and functionality, and enhance the interior design project as a whole.




**WALL:** TAPPARELLA TAUPE 28,5x119,7 - TAUPE 120x280x0,6  
NUANCES MURETTO SALVIA 30x30  
**FLOOR:** TAUPE 120x120



WALL: DARK 120x280x0,6 - NUANCES MURETTO SALVIA 30x30  
BANCH: MURETTO DARK 30x30  
FLOOR: DARK 120x120

## PRODUCTIVE COMBINATIONS OF MATERIALS AND COLORS.

The discreet look and well-defined aesthetics allow Origins to portray any space, residential and public, with a particular vocation for hospitality and wellbeing venues.



STONE EFFECT + CONCRETE EFFECT





**WALL:** MURETTO DARK 30x30 - NUANCES MURETTO SALVIA 30x30  
**BANCH:** MURETTO DARK 30x30  
**FLOOR:** DARK 120x120

## COORDINATED AND VERSATILE CERAMICS.

Façades, high-traffic floors and city furnishing elements: thanks to its extensive range of thicknesses, sizes and coordinated finishes, Origins porcelain stoneware covers public spaces, upgrading them in terms of both design and performance.



WALL: WHITE 80x160  
BENCH: WHITE 120x280x0,6  
FLOOR: WHITE 80x80 20mm



WALL: GREIGE 120x280x0,6 /  
NUANCES MURETTO NERO 30x30  
COUNTER: NUANCES MURETTO NERO 30x30  
FLOOR: GREIGE 120x120



Origins

# Technical Info

PORCELAIN STONEWARE - RECTIFIED

CONFORMING TO STANDARDS  
EN 14411 ISO 13006 APPENDICE G GRUPPO BIa UGL CON Ev ≤ 0,5%

ADVANCED TECHNOLOGY



DESIGN AND THREE-DIMENSIONALITY  
WITH AN UNPRECEDENTED SYNERGY



BENDING  
STRENGTH



FROST  
RESISTANCE



CHEMICALS  
RESISTANCE



STAIN  
RESISTANCE



ANSI A326.3 > 0,42  
REALUP



ANSI A326.3 > 0,42  
NATURALE / MATTE



ANSI A326.3 > 0,42  
ANTISLIP  
OPEN



R11 / A+B+C  
ANTISLIP  
OPEN



HEAVY TRAFFIC

Naturale / Matte  
RealUp  
Antislip



V2  
MODERATE

All Colors

— 6 mm MEGA

— 9 mm RealUp + ■ 20 mm OPEN

## WHITE


Naturale / Matte - UGL  
120x280x0,6



RealUp - UGL 80x160 - 120x120 - 60x120 60x60 - 80x80 - 40x80 - 30x60	Antislip - UGL 60x120 30x60	OPEN - UGL 60x120 - 80x80 60x60
--	-----------------------------------	---------------------------------------



Line - UGL  
60x120



— 6 mm MEGA

— 9 mm RealUp + ■ 20 mm OPEN

## GREIGE


Naturale / Matte - UGL  
120x280x0,6



RealUp - UGL 80x160 - 120x120 - 60x120 60x60 - 80x80 - 40x80 - 30x60	Antislip - UGL 60x120 30x60	OPEN - UGL 60x120 - 80x80 60x60
--	-----------------------------------	---------------------------------------



Line - UGL  
60x120



— 6 mm MEGA — 9 mm RealUp

■ 20 mm OPEN



SURFACE	120x280x0,6 cm 47 <sup>1/8</sup> "x110 <sup>1/4</sup> "x1/4"	80x160 cm 31 <sup>1/2</sup> "x63"	120x120 cm 47 <sup>1/4</sup> "x47 <sup>1/4</sup> "	60x120 cm 23 <sup>1/2</sup> "x47 <sup>1/4</sup> "	60x60 cm 23 <sup>1/2</sup> "x23 <sup>1/2</sup> "	30x60 cm 11 <sup>7/8</sup> "x23 <sup>1/2</sup> "	30x60 cm 11 <sup>7/8</sup> "x23 <sup>1/2</sup> "	80x80 cm 31 <sup>1/2</sup> "x31 <sup>1/2</sup> "	40x80 cm 15 <sup>3/4</sup> "x31 <sup>1/2</sup> "	60x120 cm 23 <sup>1/2</sup> "x47 <sup>1/4</sup> "	80x80 cm 31 <sup>1/2</sup> "x31 <sup>1/2</sup> "	60x60 cm 23 <sup>1/2</sup> "x23 <sup>1/2</sup> "
---------	---	--------------------------------------	---	--	---	---	---	---	---	--	---	---

Naturale / Matte / Natur / Naturel / Natural / Матовый **OG01XPA** ■

RealUp **OG01GA** ■ **OG0112** ■ **OG01BA** ■ **OG0168** ■ **OG0163** ■ **OG0188** ■ **OG0184** ■

Line **OG01BALI** ■

Antislip **OG01BAA** ■ **OG0160A** ■ **OG01BA2** ■ **OG01882** ■ **OG01682** ■

— 6 mm MEGA — 9 mm RealUp

■ 20 mm OPEN



SUPERFICIE SURFACE	120x280x0,6 cm 47 <sup>1/8</sup> "x110 <sup>1/4</sup> "x1/4"	80x160 cm 31 <sup>1/2</sup> "x63"	120x120 cm 47 <sup>1/4</sup> "x47 <sup>1/4</sup> "	60x120 cm 23 <sup>1/2</sup> "x47 <sup>1/4</sup> "	60x60 cm 23 <sup>1/2</sup> "x23 <sup>1/2</sup> "	30x60 cm 11 <sup>7/8</sup> "x23 <sup>1/2</sup> "	30x60 cm 11 <sup>7/8</sup> "x23 <sup>1/2</sup> "	80x80 cm 31 <sup>1/2</sup> "x31 <sup>1/2</sup> "	40x80 cm 15 <sup>3/4</sup> "x31 <sup>1/2</sup> "	60x120 cm 23 <sup>1/2</sup> "x47 <sup>1/4</sup> "	80x80 cm 31 <sup>1/2</sup> "x31 <sup>1/2</sup> "	60x60 cm 23 <sup>1/2</sup> "x23 <sup>1/2</sup> "
-----------------------	---	--------------------------------------	---	--	---	---	---	---	---	--	---	---

Naturale / Matte / Natur / Naturel / Natural / Матовый **OG03XPA** ■

RealUp **OG03GA** ■ **OG0312** ■ **OG03BA** ■ **OG0368** ■ **OG0363** ■ **OG0388** ■ **OG0384** ■

Line **OG03BALI** ■

Antislip **OG03BAA** ■ **OG0360A** ■ **OG03BA2** ■ **OG03882** ■ **OG03682** ■



— 6 mm MEGA

## BEIGE

Naturale / Matte - UGL  
120x280x0,6



— 9 mm RealUp + ■ 20 mm OPEN

RealUp - UGL 80x160 - 120x120 - 60x120 60x60 - 80x80 - 40x80 - 30x60	Antislip - UGL 60x120 30x60	OPEN - UGL 60x120 - 80x80 60x60
--	-----------------------------------	---------------------------------------




Line - UGL  
60x120



— 6 mm MEGA

## TAUPE

Naturale / Matte - UGL  
120x280x0,6



— 9 mm RealUp + ■ 20 mm OPEN

RealUp - UGL 80x160 - 120x120 - 60x120 60x60 - 80x80 - 40x80 - 30x60	Antislip - UGL 60x120	OPEN - UGL 60x120 - 80x80
--	--------------------------	------------------------------



Line - UGL  
60x120



— 6 mm MEGA — 9 mm RealUp

■ 20 mm OPEN

SUPERFICIE SURFACE	120x280x0,6 cm 47 <sup>1/4</sup> "x110 <sup>1/4</sup> "x1/4"	80x160 cm 31 <sup>1/2</sup> "x63"	120x120 cm 47 <sup>1/4</sup> "x47 <sup>1/4</sup> "	60x120 cm 23 <sup>1/2</sup> "x47 <sup>1/4</sup> "	60x60 cm 23 <sup>1/2</sup> "x23 <sup>1/2</sup> "	30x60 cm 11 <sup>7/8</sup> "x23 <sup>1/2</sup> "	30x60 cm 11 <sup>7/8</sup> "x23 <sup>1/2</sup> "	80x80 cm 31 <sup>1/2</sup> "x31 <sup>1/2</sup> "	40x80 cm 15 <sup>3/4</sup> "x31 <sup>1/2</sup> "	60x120 cm 23 <sup>1/2</sup> "x47 <sup>1/4</sup> "	80x80 cm 31 <sup>1/2</sup> "x31 <sup>1/2</sup> "	60x60 cm 23 <sup>1/2</sup> "x23 <sup>1/2</sup> "
Naturale / Matte / Natur / Naturel / Natural / Матовый	OG02XPA ■											
RealUp		OG02GA ■	OG0212 ■	OG02BA ■	OG0268 ■	OG0263 ■		OG0288 ■	OG0284 ■			
Line				OG02BALI ■								
Antislip				OG02BAA ■			OG0260A ■			OG02BA2 ■	OG02882 ■	OG02682 ■

— 6 mm MEGA — 9 mm RealUp

■ 20 mm OPEN

SUPERFICIE SURFACE	120x280x0,6 cm 47 <sup>1/4</sup> "x110 <sup>1/4</sup> "x1/4"	80x160 cm 31 <sup>1/2</sup> "x63"	120x120 cm 47 <sup>1/4</sup> "x47 <sup>1/4</sup> "	60x120 cm 23 <sup>1/2</sup> "x47 <sup>1/4</sup> "	60x60 cm 23 <sup>1/2</sup> "x23 <sup>1/2</sup> "	30x60 cm 11 <sup>7/8</sup> "x23 <sup>1/2</sup> "	80x80 cm 31 <sup>1/2</sup> "x31 <sup>1/2</sup> "	40x80 cm 15 <sup>3/4</sup> "x31 <sup>1/2</sup> "	60x120 cm 23 <sup>1/2</sup> "x47 <sup>1/4</sup> "	80x80 cm 31 <sup>1/2</sup> "x31 <sup>1/2</sup> "
Naturale / Matte / Natur / Naturel / Natural / Матовый	OG04XPA ■									
RealUp		OG04GA ■	OG0412 ■	OG04BA ■	OG0468 ■	OG0463 ■	OG0488 ■	OG0484 ■		
Line				OG04BALI ■						
Antislip				OG04BAA ■					OG04BA2 ■	OG04882 ■

— 6 mm MEGA

SILVER

Naturale / Matte - UGL  
120x280x0,6




— 9 mm RealUp + ■ 20 mm OPEN

RealUp - UGL 80x160 - 120x120 - 60x120 60x60 - 80x80 - 40x80 - 30x60	Antislip - UGL 60x120 30x60	OPEN - UGL 60x120 - 80x80 60x60
--	-----------------------------------	---------------------------------------



Line - UGL  
60x120



— 6 mm MEGA

DARK

Naturale / Matte - UGL  
120x280x0,6




— 9 mm RealUp + ■ 20 mm OPEN

RealUp - UGL 80x160 - 120x120 - 60x120 60x60 - 80x80 - 40x80 - 30x60	Antislip - UGL 60x120	OPEN - UGL 60x120 - 80x80
--	--------------------------	------------------------------



Line - UGL  
60x120



— 6 mm MEGA — 9 mm RealUp ■ 20 mm OPEN



SUPERFICIE SURFACE	120x280x0,6 cm 47 <sup>1/8</sup> "x110 <sup>1/4</sup> "x1/4"	80x160 cm 31 <sup>1/2</sup> "x63"	120x120 cm 47 <sup>1/4</sup> "x47 <sup>1/4</sup> "	60x120 cm 23 <sup>1/2</sup> "x47 <sup>1/4</sup> "	60x60 cm 23 <sup>1/2</sup> "x23 <sup>1/2</sup> "	30x60 cm 11 <sup>7/8</sup> "x23 <sup>1/2</sup> "	30x60 cm 11 <sup>7/8</sup> "x23 <sup>1/2</sup> "	80x80 cm 31 <sup>1/2</sup> "x31 <sup>1/2</sup> "	40x80 cm 15 <sup>3/4</sup> "x31 <sup>1/2</sup> "	60x120 cm 23 <sup>1/2</sup> "x47 <sup>1/4</sup> "	80x80 cm 31 <sup>1/2</sup> "x31 <sup>1/2</sup> "	60x60 cm 23 <sup>1/2</sup> "x23 <sup>1/2</sup> "
Naturale / Matte / Natur / Naturel / Natural / Матовый	OG05XPA ■											
RealUp	OG05GA ■		OG0512 ■	OG05BA ■	OG0568 ■	OG0563 ■	OG0588 ■		OG0584 ■			
Line				OG05BALI ■								
Antislip				OG05BAA ■		OG0560A ■		OG05BA2 ■		OG05882 ■	OG05682 ■	

— 6 mm MEGA — 9 mm RealUp ■ 20 mm OPEN



SUPERFICIE SURFACE	120x280x0,6 cm 47 <sup>1/8</sup> "x110 <sup>1/4</sup> "x1/4"	80x160 cm 31 <sup>1/2</sup> "x63"	120x120 cm 47 <sup>1/4</sup> "x47 <sup>1/4</sup> "	60x120 cm 23 <sup>1/2</sup> "x47 <sup>1/4</sup> "	60x60 cm 23 <sup>1/2</sup> "x23 <sup>1/2</sup> "	30x60 cm 11 <sup>7/8</sup> "x23 <sup>1/2</sup> "	80x80 cm 31 <sup>1/2</sup> "x31 <sup>1/2</sup> "	40x80 cm 15 <sup>3/4</sup> "x31 <sup>1/2</sup> "	60x120 cm 23 <sup>1/2</sup> "x47 <sup>1/4</sup> "	80x80 cm 31 <sup>1/2</sup> "x31 <sup>1/2</sup> "
Naturale / Matte / Natur / Naturel / Natural / Матовый	OG06XPA ■									
RealUp	OG06GA ■		OG0612 ■	OG06BA ■	OG0668 ■	OG0663 ■	OG0688 ■	OG0684 ■		
Line				OG06BALI ■						
Antislip				OG06BAA ■		OG06BA2 ■		OG06882 ■		

— 9 mm

## TAPPARELLA 3D


Naturale / Matte - UGL  
28,5x119,7



White



Beige



Silver



Greige



Taupe



Dark

## MURETTO 3D

Naturale /Matte - UGL  
29x59



White



Greige



Beige



Taupe



Silver



Dark

— 6 mm + — 9 mm RealUp

## MURETTO

Naturale / Matte - UGL  
30x30



White



Taupe



Greige



Silver



Beige



Dark

— 9 mm RealUp

## MOSAICO

RealUp - UGL  
30x30




White



Taupe




Greige



Silver



Beige



Dark

— 6 mm



Muretto  
30x30 cm  
11<sup>7/8</sup>"x11<sup>7/8</sup>"

Pcs Box 6

WHITE	OG01MB	OG01MB9	OG013MA
GREIGE	OG03MB	OG03MB9	OG033MA
BEIGE	OG02MB	OG02MB9	OG023MA
TAUPE	OG04MB	OG04MB9	OG043MA
SILVER	OG05MB	OG05MB9	OG053MA
DARK	OG06MB	OG06MB9	OG063MA

— 9 mm RealUp



Muretto  
30x30 cm  
11<sup>7/8</sup>"x11<sup>7/8</sup>"

Pcs Box 6



Mosaico  
30x30 cm  
11<sup>7/8</sup>"x11<sup>7/8</sup>"

Pcs Box 12

WHITE	OG01MB	OG01MB9	OG013MA
GREIGE	OG03MB	OG03MB9	OG033MA
BEIGE	OG02MB	OG02MB9	OG023MA
TAUPE	OG04MB	OG04MB9	OG043MA
SILVER	OG05MB	OG05MB9	OG053MA
DARK	OG06MB	OG06MB9	OG063MA



Tapparella 3D  
28,5x119,7cm  
11<sup>1/4</sup>"x47<sup>1/8</sup>"

Pcs Box 3

WHITE	OG01MTP	OG01MD
GREIGE	OG03MTP	OG03MD
BEIGE	OG02MTP	OG02MD
TAUPE	OG04MTP	OG04MD
SILVER	OG05MTP	OG05MD
DARK	OG06MTP	OG06MD



Muretto 3D  
29x59 cm  
11<sup>3/8</sup>"x23<sup>1/4</sup>"

Pcs Box 4



SU RETE  
MESH MOUNTED



Tessera  
4,06x119,8 1<sup>5/8</sup>"x47<sup>1/8</sup>"  
3,06x119,8 1<sup>1/4</sup>"x47<sup>1/8</sup>"

Tapparella 3D



Tessera  
7,1x38,5 2<sup>3/4</sup>"x15<sup>1/8</sup>"  
7,1x19,9 2<sup>3/4</sup>"x7<sup>7/8</sup>"

Muretto 3D



SU RETE  
MESH MOUNTED



Tessera  
2,8x9,8 1<sup>1/8</sup>"x3<sup>7/8</sup>"

Muretto



Tessera  
5x5 2"x2"

Mosaico

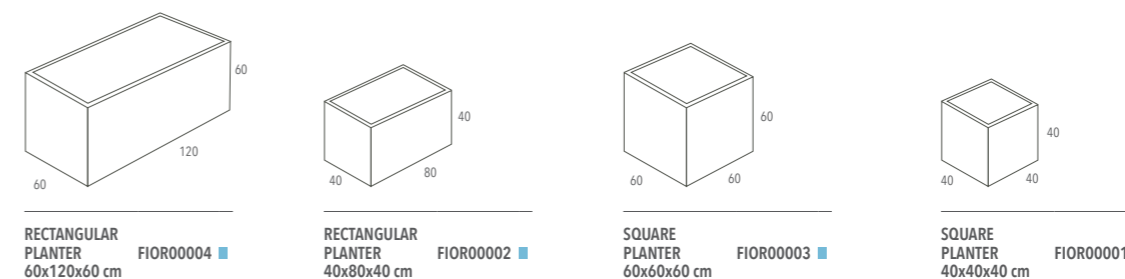
9 mm



	SURFACE		
	Pcs Box 10	Pcs Box 2	Pcs Box 4
WHITE	RealUp	OG0176	OG01GT2
	Antislip		OG0195I
GREIGE	RealUp	OG0376	OG03GT2
	Antislip		OG0395I
BEIGE	RealUp	OG0276	OG02GT2
	Antislip		OG0295I
TAUPE	RealUp	OG0476	OG04GT2
	Antislip		OG0495I
SILVER	RealUp	OG0576	OG05GT2
	Antislip		OG0595I
DARK	RealUp	OG0676	OG06GT2
	Antislip		OG0695I

20 mm OPEN

OPEN PLANTER



RECTANGULAR PLANTER FIOR00004 60x120x60 cm  
 RECTANGULAR PLANTER FIOR00002 40x80x40 cm  
 SQUARE PLANTER FIOR00003 60x60x60 cm  
 SQUARE PLANTER FIOR00001 40x40x40 cm

	* COLORI DISPONIBILI AVAILABLE COLOURS	60x120x60 cm 23 1/2" x 47 1/4" x 23 1/2"	40x80x40 cm 15 3/4" x 31 1/2" x 15 3/4"	60x60x60 cm 23 1/2" x 23 1/2" x 23 1/2"	40x40x40 cm 15 3/4" x 15 3/4" x 15 3/4"
	WHITE	■	■	■	■
	GREIGE	■	■	■	■
	BEIGE	■	■	■	■
	TAUPE	■	■	■	■
	SILVER	■	■	■	■
	DARK	■	■	■	■














RECOMMENDED GROUTS

Colori Colors						
	White	Greige	Beige	Taupe	Silver	Dark
Kerakoll						
	06	08	43	44	09	10
Mapei						
	80% 100 + 20% 110	80% 100 + 20% 112	50% 100 + 50% 110	90% 110 + 10% 112	80% 112 + 20% 100	70% 100 + 30% 119

















## 20 mm OPEN

### SPECIAL PIECES

	ITEM SIZE	MATCHING REGULAR TILES	WHITE	BEIGE	GREIGE	TAUPE	SILVER	DARK	PRICE	PCS BOX	
 Gradone Assemblato	40x80 cm 15 <sup>3/4</sup> x31 <sup>1/2</sup> "	80x80	OG01G8A	OG02G8A	OG03G8A	OG04G8A	OG05G8A	OG06G8A	■	2	
	30x120 cm 11 <sup>7/8</sup> x47 <sup>1/4</sup> "	60x120	OG01G5A	OG02G5A	OG03G5A	OG04G5A	OG05G5A	OG06G5A	■	2	
	30x60 cm 11 <sup>7/8</sup> x23 <sup>1/2</sup> "	60x60	OG01G6A	OG02G6A	OG03G6A		OG05G6A		■	3	
 Gradone Angolare Assemblato DX e SX	40x80 cm 15 <sup>3/4</sup> x31 <sup>1/2</sup> "	80x80	DX	OG01D8A	OG02D8A	OG03D8A	OG04D8A	OG05D8A	OG06D8A	■	2
			SX	OG01S8A	OG02S8A	OG03S8A	OG04S8A	OG05S8A	OG06S8A	■	2
	30x120 cm 11 <sup>7/8</sup> x47 <sup>1/4</sup> "	60x120	DX	OG01D5A	OG02D5A	OG03D5A	OG04D5A	OG05D5A	OG06D5A	■	2
			SX	OG01S5A	OG02S5A	OG03S5A	OG04S5A	OG05S5A	OG06S5A	■	2
	30x60 cm 11 <sup>7/8</sup> x23 <sup>1/2</sup> "	60x60	DX	OG01D6A	OG02D6A	OG03D6A		OG05D6A		■	3
			SX	OG01S6A	OG02S6A	OG03S6A		OG05S6A		■	3
 Angolare Interno Assemblato 45°	40x80 cm 15 <sup>3/4</sup> x31 <sup>1/2</sup> " 2 pz	80x80	OG01AI8A	OG02AI8A	OG03AI8A	OG04AI8A	OG05AI8A	OG06AI8A	■	2	
	30x120 cm 11 <sup>7/8</sup> x47 <sup>1/4</sup> " 2 pz	60x120	OG01AI5A	OG02AI5A	OG03AI5A	OG04AI5A	OG05AI5A	OG06AI5A	■	2	
	30x60 cm 11 <sup>7/8</sup> x23 <sup>1/2</sup> " 2 pz	60x60	OG01AI6A	OG02AI6A	OG03AI6A		OG05AI6A		■	2	
 Angolare Esterno Assemblato 45°	40x80 cm 15 <sup>3/4</sup> x31 <sup>1/2</sup> " 2 pz	80x80	OG01AE8A	OG02AE8A	OG03AE8A	OG04AE8A	OG05AE8A	OG06AE8A	■	2	
	30x120 cm 11 <sup>7/8</sup> x47 <sup>1/4</sup> " 2 pz	60x120	OG01AE5A	OG02AE5A	OG03AE5A	OG04AE5A	OG05AE5A	OG06AE5A	■	2	
	30x60 cm 11 <sup>7/8</sup> x23 <sup>1/2</sup> " 2 pz	60x60	OG01AE6A	OG02AE6A	OG03AE6A		OG05AE6A		■	2	
 Alzata con Scurelto	20x80 cm 8"x31 <sup>1/2</sup> "	80x80	OG01AL8	OG02AL8	OG03AL8	OG04AL8	OG05AL8	OG06AL8	■	2	
	20x120 cm 8"x47 <sup>1/4</sup> "	60x120	OG01AL2	OG02AL2	OG03AL2	OG04AL2	OG05AL2	OG06AL2	■	2	
	20x60 cm 8"x23 <sup>1/2</sup> "	60x60	OG01AL	OG02AL	OG03AL		OG05AL		■	2	
 Gradone con Toro	40x80 cm 15 <sup>3/4</sup> x31 <sup>1/2</sup> "	80x80	OG01G8R	OG02G8R	OG03G8R	OG04G8R	OG05G8R	OG06G8R	■	2	
	30x120 cm 11 <sup>7/8</sup> x47 <sup>1/4</sup> "	60x120	OG01G5R	OG02G5R	OG03G5R	OG04G5R	OG05G5R	OG06G5R	■	2	
	30x60 cm 11 <sup>7/8</sup> x23 <sup>1/2</sup> "	60x60	OG01G6R	OG02G6R	OG03G6R		OG05G6R		■	3	
 Gradone Angolare con Toro DX e SX	40x80 cm 15 <sup>3/4</sup> x31 <sup>1/2</sup> "	80x80	DX	OG01D8R	OG02D8R	OG03D8R	OG04D8R	OG05D8R	OG06D8R	■	2
			SX	OG01S8R	OG02S8R	OG03S8R	OG04S8R	OG05S8R	OG06S8R	■	2
	30x120 cm 11 <sup>7/8</sup> x47 <sup>1/4</sup> "	60x120	DX	OG01D5R	OG02D5R	OG03D5R	OG04D5R	OG05D5R	OG06D5R	■	2
			SX	OG01S5R	OG02S5R	OG03S5R	OG04S5R	OG05S5R	OG06S5R	■	2
	30x60 cm 11 <sup>7/8</sup> x23 <sup>1/2</sup> "	60x60	DX	OG01D6R	OG02D6R	OG03D6R		OG05D6R		■	3
			SX	OG01S6R	OG02S6R	OG03S6R		OG05S6R		■	3
 Angolare Interno con Toro 45°	40x80 cm 15 <sup>3/4</sup> x31 <sup>1/2</sup> " 2 pz	80x80	OG01AI8R	OG02AI8R	OG03AI8R	OG04AI8R	OG05AI8R	OG06AI8R	■	2	
	30x120 cm 11 <sup>7/8</sup> x47 <sup>1/4</sup> " 2 pz	60x120	OG01AI5R	OG02AI5R	OG03AI5R	OG04AI5R	OG05AI5R	OG06AI5R	■	2	
	30x60 cm 11 <sup>7/8</sup> x23 <sup>1/2</sup> " 2 pz	60x60	OG01AI6R	OG02AI6R	OG03AI6R		OG05AI6R		■	2	
 Angolare Esterno con Toro 45°	40x80 cm 15 <sup>3/4</sup> x31 <sup>1/2</sup> " 2 pz	80x80	OG01AE8R	OG02AE8R	OG03AE8R	OG04AE8R	OG05AE8R	OG06AE8R	■	2	
	30x120 cm 11 <sup>7/8</sup> x47 <sup>1/4</sup> " 2 pz	60x120	OG01AE5R	OG02AE5R	OG03AE5R	OG04AE5R	OG05AE5R	OG06AE5R	■	2	
	30x60 cm 11 <sup>7/8</sup> x23 <sup>1/2</sup> " 2 pz	60x60	OG01AE6R	OG02AE6R	OG03AE6R		OG05AE6R		■	2	
 Angolare Curvilineo con Toro	80x80 31 <sup>1/2</sup> x31 <sup>1/2</sup> " radius 40 cm 15 <sup>3/4</sup> "	80x80	OG01AP8R	OG02AP8R	OG03AP8R	OG04AP8R	OG05AP8R	OG06AP8R	■	1	
	60x60 23 <sup>1/2</sup> x23 <sup>1/2</sup> " radius 30 cm 11 <sup>7/8</sup> "	60x60	OG01AP6R	OG02AP6R	OG03AP6R		OG05AP6R		■	1	
 Gradone Costa Lucida	40x80 cm 15 <sup>3/4</sup> x31 <sup>1/2</sup> "	80x80	OG01G8S	OG02G8S	OG03G8S	OG04G8S	OG05G8S	OG06G8S	■	2	
	30x120 cm 11 <sup>7/8</sup> x47 <sup>1/4</sup> "	60x120	OG01G5S	OG02G5S	OG03G5S	OG04G5S	OG05G5S	OG06G5S	■	2	
	30x60 cm 11 <sup>7/8</sup> x23 <sup>1/2</sup> "	60x60	OG01G6S	OG02G6S	OG03G6S		OG05G6S		■	3	
 Angolare Interno Costa Lucida 45°	40x80 cm 15 <sup>3/4</sup> x31 <sup>1/2</sup> " 2 pz	80x80	OG01AI8S	OG02AI8S	OG03AI8S	OG04AI8S	OG05AI8S	OG06AI8S	■	2	
	30x120 cm 11 <sup>7/8</sup> x47 <sup>1/4</sup> " 2 pz	60x120	OG01AI5S	OG02AI5S	OG03AI5S	OG04AI5S	OG05AI5S	OG06AI5S	■	2	
	30x60 cm 11 <sup>7/8</sup> x23 <sup>1/2</sup> "	60x60	OG01AI6S	OG02AI6S	OG03AI6S		OG05AI6S		■	2	
 Angolare Esterno Costa Lucida 45°	40x80 cm 15 <sup>3/4</sup> x31 <sup>1/2</sup> " 2 pz	80x80	OG01AE8S	OG02AE8S	OG03AE8S	OG04AE8S	OG05AE8S	OG06AE8S	■	2	
	30x120 cm 11 <sup>7/8</sup> x47 <sup>1/4</sup> " 2 pz	60x120	OG01AE5S	OG02AE5S	OG03AE5S	OG04AE5S	OG05AE5S	OG06AE5S	■	2	
	30x60 cm 11 <sup>7/8</sup> x23 <sup>1/2</sup> "	60x60	OG01AE6S	OG02AE6S	OG03AE6S		OG05AE6S		■	2	

## 20 mm OPEN

	ITEM SIZE	MATCHING REGULAR TILES	WHITE	BEIGE	GREIGE	TAUPE	SILVER	DARK	PRICE	PCS BOX	
 Angolare Curvilineo Costa Lucida	80x80 31 <sup>1/2</sup> x31 <sup>1/2</sup> " radius 40 cm 15 <sup>3/4</sup> "	80x80	OG01AP8S	OG02AP8S	OG03AP8S	OG04AP8S	OG05AP8S	OG06AP8S	■	1	
	60x60 23 <sup>1/2</sup> x23 <sup>1/2</sup> " radius 30 cm 11 <sup>7/8</sup> "	60x60	OG01AP6S	OG02AP6S	OG03AP6S		OG05AP6S		■	1	
 Canalina	8x14x60 cm 3 <sup>1/8</sup> x5 <sup>1/2</sup> x23 <sup>1/2</sup> "	60x120	OG01CA6	OG02CA6	OG03CA6	OG04CA6	OG05CA6	OG06CA6	■	2	
	8x16x80 cm 3 <sup>1/8</sup> x6 <sup>1/2</sup> x31 <sup>1/2</sup> "	80x80	OG01CA8	OG02CA8	OG03CA8	OG04CA8	OG05CA8	OG06CA8	■	2	
 Canalina Angolare	8x14x60 cm 3 <sup>1/8</sup> x5 <sup>1/2</sup> x23 <sup>1/2</sup> " 2 pz	60x120	OG01CAA6	OG02CAA6	OG03CAA6	OG04CAA6	OG05CAA6	OG06CAA6	■	2	
	8x16x80 cm 3 <sup>1/8</sup> x6 <sup>1/2</sup> x31 <sup>1/2</sup> " 2 pz	80x80	OG01CAA8	OG02CAA8	OG03CAA8	OG04CAA8	OG05CAA8	OG06CAA8	■	2	
 Canalina a Bordo Chiuso	8x14x60 cm 3 <sup>1/8</sup> x5 <sup>1/2</sup> x23 <sup>1/2</sup> "	60x120	OG01CAC6	OG02CAC6	OG03CAC6	OG04CAC6	OG05CAC6	OG06CAC6	■	1	
	8x16x80 cm 3 <sup>1/8</sup> x6 <sup>1/2</sup> x31 <sup>1/2</sup> "	80x80	OG01CAC8	OG02CAC8	OG03CAC8	OG04CAC8	OG05CAC8	OG06CAC8	■	1	
 Griglia	14x60 cm 5 <sup>1/2</sup> x23 <sup>1/2</sup> "	60x120	OG01GG6	OG02GG6	OG03GG6	OG04GG6	OG05GG6	OG06GG6	■	2	
	16x80 cm 6 <sup>1/2</sup> x31 <sup>1/2</sup> "	80x80	OG01GG8	OG02GG8	OG03GG8	OG04GG8	OG05GG8	OG06GG8	■	2	
 Griglia Angolare	14x60 cm 5 <sup>1/2</sup> x23 <sup>1/2</sup> " 2 pz	60x120	OG01GGA6	OG02GGA6	OG03GGA6	OG04GGA6	OG05GGA6	OG06GGA6	■	2	
	16x80 cm 6 <sup>1/2</sup> x31 <sup>1/2</sup> " 2 pz	80x80	OG01GGA8	OG02GGA8	OG03GGA8	OG04GGA8	OG05GGA8	OG06GGA8	■	2	
 Elemento a L	60x60x6,5 cm 23 <sup>1/2</sup> x23 <sup>1/2</sup> x2 <sup>5/8</sup> "	60x60	OG01L682A	OG02L682A	OG03L682A		OG05L682A		■	1	
	60x60x14 cm 23 <sup>1/2</sup> x23 <sup>1/2</sup> x5 <sup>1/2</sup> "	60x60	OG01L682B	OG02L682B	OG03L682B		OG05L682B		■	1	
	80x80x6,5 cm 31 <sup>1/2</sup> x31 <sup>1/2</sup> x2 <sup>5/8</sup> "	80x80	OG01L882A	OG02L882A	OG03L882A	OG04L882A	OG05L882A	OG06L882A	■	1	
	80x80x14 cm 31 <sup>1/2</sup> x31 <sup>1/2</sup> x5 <sup>1/2</sup> "	80x80	OG01L882B	OG02L882B	OG03L882B	OG04L882B	OG05L882B	OG06L882B	■	1	
 Elemento a L Lato 120	60x120x6,5 cm 23 <sup>1/2</sup> x47 <sup>1/4</sup> x2 <sup>5/8</sup> "	60x120	OG01LBA2A	OG02LBA2A	OG03LBA2A	OG04LBA2A	OG05LBA2A	OG06LBA2A	■	1	
	60x120x14 cm 23 <sup>1/2</sup> x47 <sup>1/4</sup> x5 <sup>1/2</sup> "	60x120	OG01LBA2B	OG02LBA2B	OG03LBA2B	OG04LBA2B	OG05LBA2B	OG06LBA2B	■	1	
 Elemento a L Lato 60	60x120x6,5 cm 23 <sup>1/2</sup> x47 <sup>1/4</sup> x2 <sup>5/8</sup> "	60x120	OG01LBA2A6	OG02LBA2A6	OG03LBA2A6	OG04LBA2A6	OG05LBA2A6	OG06LBA2A6	■	1	
	60x120x14 cm 23 <sup>1/2</sup> x47 <sup>1/4</sup> x5 <sup>1/2</sup> "	60x120	OG01LBA2B6	OG02LBA2B6	OG03LBA2B6	OG04LBA2B6	OG05LBA2B6	OG06LBA2B6	■	1	
 Elemento L Angolare	60x60x6,5 cm 23 <sup>1/2</sup> x23 <sup>1/2</sup> x2 <sup>5/8</sup> "	60x60	OG01L682AA	OG02L682AA	OG03L682AA		OG05L682AA		■	1	
	60x60x14 cm 23 <sup>1/2</sup> x23 <sup>1/2</sup> x5 <sup>1/2</sup> "	60x60	OG01L682BA	OG02L682BA	OG03L682BA		OG05L682BA		■	1	
	80x80x6,5 cm 31 <sup>1/2</sup> x31 <sup>1/2</sup> x2 <sup>5/8</sup> "	80x80	OG01L882AA	OG02L882AA	OG03L882AA	OG04L882AA	OG05L882AA	OG06L882AA	■	1	
	80x80x14 cm 31 <sup>1/2</sup> x31 <sup>1/2</sup> x5 <sup>1/2</sup> "	80x80	OG01L882BA	OG02L882BA	OG03L882BA	OG04L882BA	OG05L882BA	OG06L882BA	■	1	
 Elemento L Angolare DX e SX	60x120x6,5 cm 23 <sup>1/2</sup> x47 <sup>1/4</sup> x2 <sup>5/8</sup> "	60x120	DX	OG01LBA2AD	OG02LBA2AD	OG03LBA2AD	OG04LBA2AD	OG05LBA2AD	OG06LBA2AD	■	1
			SX	OG01LBA2AS	OG02LBA2AS	OG03LBA2AS	OG04LBA2AS	OG05LBA2AS	OG06LBA2AS	■	1
 Elemento L Angolare DX e SX	60x120x14 cm 23 <sup>1/2</sup> x47 <sup>1/4</sup> x5 <sup>1/2</sup> "	60x120	DX	OG01LBA2BD	OG02LBA2BD	OG03LBA2BD	OG04LBA2BD	OG05LBA2BD	OG06LBA2BD	■	1
			SX	OG01LBA2BS	OG02LBA2BS	OG03LBA2BS	OG04LBA2BS	OG05LBA2BS	OG06LBA2BS	■	1
 Bordo L	15x15x80 cm 6"x6"x31 <sup>1/2</sup> "	80x80	OG01BR8	OG02BR8	OG03BR8	OG04BR8	OG05BR8	OG06BR8	■	2	
	15x15x60 cm 6"x6"x23 <sup>1/2</sup> "	60x60	OG01BR	OG02BR	OG03BR		OG05BR		■	2	
	20x22x120 cm 8"x8"x47 <sup>1/4</sup> "	60x120	OG01BR2	OG02BR2	OG03BR2	OG04BR2	OG05BR2	OG06BR2	■	2	
 Gocciolatoio Costa Lucida	80x80 cm 31 <sup>1/2</sup> x31 <sup>1/2</sup> "	80x80	OG01SG8	OG02SG8	OG03SG8	OG04SG8	OG05SG8	OG06SG8	■	2	
	30x60 cm 11 <sup>7/8</sup> x23 <sup>1/2</sup> "	60x60	OG01SG6								

— 6 mm + — 9 mm + ■ 20 mm OPEN

SIZE CHART AND PACKING

THE WORKING SIZES OF THE INDIVIDUAL COMMERCIAL SIZES ARE

800x1600 mm = 797x1596 mm  
1200x1200 mm = 1195x1195 mm  
600x1200 mm = 596,5x1195 mm

800x800 mm = 797x797 mm  
400x800 mm = 397,2x797 mm

600x600 mm = 596,5x596,5 mm  
300x600 mm = 297,2x596,5 mm

PACKING				PCS / BOX	M <sup>2</sup> / BOX	KG / BOX	BOX / PALLET	M <sup>2</sup> / PALLET	KG / PALLET
	80x160 cm - 31 <sup>12</sup> / <sub>32</sub> "x62 <sup>7</sup> / <sub>16</sub> "	Thick 9 mm	RealUp	PZ / PCS 2	M <sup>2</sup> 2,56 SQ.FT. 27,55	KG 52,40 LBS 115,28	PZ / PCS 18	M <sup>2</sup> 46,08 SQ.FT. 495,95	KG 963,34 LBS 2.119,34
	120x120 cm - 47 <sup>14</sup> / <sub>16</sub> "x47 <sup>14</sup> / <sub>16</sub> "	Thick 9 mm	RealUp	PZ / PCS 2	M <sup>2</sup> 2,88 SQ.FT. 30,99	KG 60,12 LBS 132,26	PZ / PCS 18	M <sup>2</sup> 51,84 SQ.FT. 557,95	KG 1.102,26 LBS 2.424,97
	60x120 cm - 23 <sup>12</sup> / <sub>32</sub> "x47 <sup>14</sup> / <sub>16</sub> "	Thick 9 mm	RealUp / Line	PZ / PCS 2	M <sup>2</sup> 1,44 SQ.FT. 15,49	KG 28,17 LBS 61,97	PZ / PCS 36	M <sup>2</sup> 51,84 SQ.FT. 557,95	KG 1.034,30 LBS 2.275,46
	60x120 cm - 23 <sup>12</sup> / <sub>32</sub> "x47 <sup>14</sup> / <sub>16</sub> "	Thick 9 mm	Antislip	PZ / PCS 2	M <sup>2</sup> 1,44 SQ.FT. 15,49	KG 27,98 LBS 61,55	PZ / PCS 36	M <sup>2</sup> 51,84 SQ.FT. 557,95	KG 1.027,42 LBS 2.260,32
	OPEN 60x120 cm - 23 <sup>12</sup> / <sub>32</sub> "x47 <sup>14</sup> / <sub>16</sub> "	Thick 20 mm	Antislip	PZ / PCS 1	M <sup>2</sup> 0,72 SQ.FT. 7,74	KG 30,95 LBS 68,09	PZ / PCS 36	M <sup>2</sup> 25,92 SQ.FT. 278,97	KG 1.134,20 LBS 2.495,24
	OPEN 60x60 cm - 23 <sup>12</sup> / <sub>32</sub> "x23 <sup>12</sup> / <sub>32</sub> "	Thick 20 mm	Antislip	PZ / PCS 2	M <sup>2</sup> 0,72 SQ.FT. 7,74	KG 31,85 LBS 70,07	PZ / PCS 30	M <sup>2</sup> 21,60 SQ.FT. 232,48	KG 975,60 LBS 2.146,32
	80x80 cm - 31 <sup>12</sup> / <sub>32</sub> "x31 <sup>12</sup> / <sub>32</sub> "	Thick 9 mm	RealUp	PZ / PCS 2	M <sup>2</sup> 1,28 SQ.FT. 13,77	KG 26,31 LBS 51,88	PZ / PCS 40	M <sup>2</sup> 51,20 SQ.FT. 551,06	KG 1.072,72 LBS 2.147,44
	OPEN 80x80 cm - 31 <sup>12</sup> / <sub>32</sub> "x31 <sup>12</sup> / <sub>32</sub> "	Thick 20 mm	Antislip	PZ / PCS 1	M <sup>2</sup> 0,64 SQ.FT. 6,88	KG 28,53 LBS 62,96	PZ / PCS 40	M <sup>2</sup> 25,60 SQ.FT. 275,53	KG 1.161,24 LBS 2.554,72
	60x60 cm - 23 <sup>12</sup> / <sub>32</sub> "x23 <sup>12</sup> / <sub>32</sub> "	Thick 9 mm	RealUp	PZ / PCS 4	M <sup>2</sup> 1,44 SQ.FT. 15,49	KG 27,52 LBS 60,54	PZ / PCS 30	M <sup>2</sup> 43,20 SQ.FT. 464,96	KG 875,84 LBS 1.926,84
	40x80 cm - 15 <sup>3</sup> / <sub>4</sub> "x31 <sup>12</sup> / <sub>32</sub> "	Thick 9 mm	RealUp	PZ / PCS 4	M <sup>2</sup> 1,28 SQ.FT. 13,77	KG 25,40 LBS 55,88	PZ / PCS 24	M <sup>2</sup> 30,72 SQ.FT. 330,63	KG 629,67 LBS 1.385,27
	Rectified/Not rectified 30x60 cm - 11 <sup>7</sup> / <sub>8</sub> "x23 <sup>12</sup> / <sub>32</sub> "	Thick 9 mm	RealUp e Antislip	PZ / PCS 8	M <sup>2</sup> 1,44 SQ.FT. 15,49	KG 27,60 LBS 60,72	PZ / PCS 32	M <sup>2</sup> 46,08 SQ.FT. 495,95	KG 903,40 LBS 1.987,48
	Muretto 3D 29x59 cm - 11 <sup>3</sup> / <sub>8</sub> "x23 <sup>14</sup> / <sub>16</sub> "	Thick 9 mm	RealUp	PZ / PCS 4	M <sup>2</sup> 0,68 SQ.FT. 7,31	KG 13,04 LBS 28,68	PZ / PCS 18	M <sup>2</sup> 12,31 SQ.FT. 132,49	KG 254,72 LBS 560,38
	Tapparella 3D 28,5x119,7 cm - 11 <sup>14</sup> / <sub>16</sub> "x47 <sup>18</sup> / <sub>16</sub> "	Thick 9 mm	RealUp	PZ / PCS 3	M <sup>2</sup> 1,02 SQ.FT. 10,97	KG 19,86 LBS 43,69	PZ / PCS 26	M <sup>2</sup> 26,59 SQ.FT. 286,18	KG 536,36 LBS 1.180,00
	Muretto 30x30 cm - 11 <sup>7</sup> / <sub>8</sub> "x11 <sup>7</sup> / <sub>8</sub> "	Thick 6 mm	RealUp	PZ / PCS 6	M <sup>2</sup> 0,54 SQ.FT. 5,81	KG 7,81 LBS 17,18	PZ / PCS 60	M <sup>2</sup> 32,40 SQ.FT. 348,72	KG 489,08 LBS 1.076,97
	Muretto 30x30 cm - 11 <sup>7</sup> / <sub>8</sub> "x11 <sup>7</sup> / <sub>8</sub> "	Thick 9 mm	RealUp	PZ / PCS 6	M <sup>2</sup> 0,54 SQ.FT. 5,81	KG 10,80 LBS 22,44	PZ / PCS 60	M <sup>2</sup> 32,40 SQ.FT. 348,72	KG 632,00 LBS 1.390,40
	Mosaico 30x30 cm - 11 <sup>7</sup> / <sub>8</sub> "x11 <sup>7</sup> / <sub>8</sub> "	Thick 9 mm	RealUp	PZ / PCS 12	M <sup>2</sup> 1,08 SQ.FT. 11,62	KG 20,62 LBS 45,36	PZ / PCS 30	M <sup>2</sup> 32,40 SQ.FT. 348,72	KG 638,60 LBS 1.404,92

— 6 mm

SIZE CHART AND PACKING

THE WORKING SIZES OF THE INDIVIDUAL COMMERCIAL SIZES ARE:

1200x2800 mm = 1195x2797 mm

IMBALLI MEGA

	PACKAGING DESCRIPTION	MQ / KG LASTRA / SLAB	FULL PACKAGING	EMPTY PACKAGING
	CASSA / CRATE L 144 x P 291,6 x H 35	MQ 3,36	MQ 67,20	
		KG 48,60	KG 1.062,00	KG 90,00
	CAVALLETTO / A-FRAME L 75 x P 285 x H 153	MQ 3,36	MQ 147,84	
		KG 48,60	KG 2.318,40	KG 180,00
			PZ 44	












— 9 mm + ■ 20 mm OPEN

SPECIAL PIECES PACKING

PACKING					PCS / BOX	M <sup>2</sup> / BOX	KG / BOX
	Gradone con Toro	120x33x4 cm - 47 <sup>14</sup> / <sub>16</sub> "x13"x13 <sup>14</sup> / <sub>16</sub> "	Thick 9 mm	Antislip	PZ / PCS 2	M <sup>2</sup> 0,79 SQ.FT. 8,50	KG 19,46 LBS 42,81
		40x80 cm - 15 <sup>3</sup> / <sub>4</sub> "x31 <sup>12</sup> / <sub>32</sub> "	Thick 20 mm	Antislip	PZ / PCS 2	M <sup>2</sup> 0,64 SQ.FT. 6,88	KG 27,52 LBS 60,54
		30x120 cm - 11 <sup>7</sup> / <sub>8</sub> "x47 <sup>14</sup> / <sub>16</sub> "	Thick 20 mm	Antislip	PZ / PCS 2	M <sup>2</sup> 0,72 SQ.FT. 7,74	KG 31,50 LBS 69,30
	Gradone Assemblato	40x80 cm - 15 <sup>3</sup> / <sub>4</sub> "x31 <sup>12</sup> / <sub>32</sub> "	Thick 20 mm	Antislip	PZ / PCS 2	M <sup>2</sup> 0,64 SQ.FT. 6,88	KG 27,10 LBS 59,62
		30x120 cm - 11 <sup>7</sup> / <sub>8</sub> "x47 <sup>14</sup> / <sub>16</sub> "	Thick 20 mm	Antislip	PZ / PCS 2	M <sup>2</sup> 0,72 SQ.FT. 7,74	KG 31,26 LBS 68,77
	Gradone Angolare Assemblato DX e SX	40x80 cm - 15 <sup>3</sup> / <sub>4</sub> "x31 <sup>12</sup> / <sub>32</sub> "	Thick 20 mm	Antislip	PZ / PCS 2	M <sup>2</sup> 0,64 SQ.FT. 6,88	KG 28,26 LBS 62,17
		30x120 cm - 11 <sup>7</sup> / <sub>8</sub> "x47 <sup>14</sup> / <sub>16</sub> "	Thick 20 mm	Antislip	PZ / PCS 2	M <sup>2</sup> 0,72 SQ.FT. 7,74	KG 32,24 LBS 70,92
	Angolare Interno Assemblato 45°	40x80 cm - 15 <sup>3</sup> / <sub>4</sub> "x31 <sup>12</sup> / <sub>32</sub> "	Thick 20 mm	Antislip	PZ / PCS 2	M <sup>2</sup> 0,32 SQ.FT. 3,44	KG 27,58 LBS 60,67
		30x120 cm - 11 <sup>7</sup> / <sub>8</sub> "x47 <sup>14</sup> / <sub>16</sub> "	Thick 20 mm	Antislip	PZ / PCS 2	M <sup>2</sup> 0,72 SQ.FT. 7,74	KG 32,08 LBS 70,57
	Angolare Esterno Assemblato 45°	40x80 cm - 15 <sup>3</sup> / <sub>4</sub> "x31 <sup>12</sup> / <sub>32</sub> "	Thick 20 mm	Antislip	PZ / PCS 2	M <sup>2</sup> 0,64 SQ.FT. 6,88	KG 27,58 LBS 60,67
		30x120 cm - 11 <sup>7</sup> / <sub>8</sub> "x47 <sup>14</sup> / <sub>16</sub> "	Thick 20 mm	Antislip	PZ / PCS 2	M <sup>2</sup> 0,72 SQ.FT. 7,74	KG 32,08 LBS 70,57
	Alzata con Scretto	20x80 cm - 8"x31 <sup>12</sup> / <sub>32</sub> "	Thick 20 mm	Antislip	PZ / PCS 2	M <sup>2</sup> 0,32 SQ.FT. 3,44	KG 14,13 LBS 31,08
		20x120 cm - 8"x47 <sup>14</sup> / <sub>16</sub> "	Thick 20 mm	Antislip	PZ / PCS 2	M <sup>2</sup> 0,48 SQ.FT. 5,16	KG 21,40 LBS 47,08
	Gradone Angolare con Toro DX e SX	40x80 cm - 15 <sup>3</sup> / <sub>4</sub> "x31 <sup>12</sup> / <sub>32</sub> "	Thick 20 mm	Antislip	PZ / PCS 2	M <sup>2</sup> 0,64 SQ.FT. 6,88	KG 27,20 LBS 59,84
		30x120 cm - 11 <sup>7</sup> / <sub>8</sub> "x47 <sup>14</sup> / <sub>16</sub> "	Thick 20 mm	Antislip	PZ / PCS 2	M <sup>2</sup> 0,72 SQ.FT. 7,74	KG 32,24 LBS 70,92
	Angolare Interno con Toro 45°	40x80 cm - 15 <sup>3</sup> / <sub>4</sub> "x31 <sup>12</sup> / <sub>32</sub> "	Thick 20 mm	Antislip	PZ / PCS 2	M <sup>2</sup> 0,64 SQ.FT. 6,88	KG 27,58 LBS 60,67
		30x120 cm 11 <sup>7</sup> / <sub>8</sub> "x47 <sup>14</sup> / <sub>16</sub> "	Thick 20 mm	Antislip	PZ / PCS 2	M <sup>2</sup> 0,72 SQ.FT. 7,74	KG 32,08 LBS 70,57
	Angolare Esterno con Toro 45°	40x80 cm - 15 <sup>3</sup> / <sub>4</sub> "x31 <sup>12</sup> / <sub>32</sub> "	Thick 20 mm	Antislip	PZ / PCS 2	M <sup>2</sup> 0,64 SQ.FT. 6,88	KG 27,58 LBS 60,67
		30x120 cm - 11 <sup>7</sup> / <sub>8</sub> "x47 <sup>14</sup> / <sub>16</sub> "	Thick 20 mm	Antislip	PZ / PCS 2	M <sup>2</sup> 0,72 SQ.FT. 7,74	KG 32,08 LBS 70,57
	Angolare Curvilineo con Toro	80x80 - 31 <sup>12</sup> / <sub>32</sub> "x31 <sup>12</sup> / <sub>32</sub> " radius 40 cm 15 <sup>3</sup> / <sub>4</sub> "	Thick 20 mm	Antislip	PZ / PCS 2	M <sup>2</sup> 0,64 SQ.FT. 6,88	KG 27,58 LBS 60,67
	Gradone Costa Lucida	40x80 cm - 15 <sup>3</sup> / <sub>4</sub> "x31 <sup>12</sup> / <sub>32</sub> "	Thick 20 mm	Antislip	PZ / PCS 2	M <sup>2</sup> 0,64 SQ.FT. 6,88	KG 27,58 LBS 60,67
		30x120 cm - 11 <sup>7</sup> / <sub>8</sub> "x47 <sup>14</sup> / <sub>16</sub> "	Thick 20 mm	Antislip	PZ / PCS 2	M <sup>2</sup> 0,72 SQ.FT. 7,74	KG 32,24 LBS 70,92
	Angolare Interno Costa Lucida 45°	40x80 cm - 15 <sup>3</sup> / <sub>4</sub> "x31 <sup>12</sup> / <sub>32</sub> "	Thick 20 mm	Antislip	PZ / PCS 2	M <sup>2</sup> 0,64 SQ.FT. 6,88	KG 27,58 LBS 60,67
		30x120 cm - 11 <sup>7</sup> / <sub>8</sub> "x47 <sup>14</sup> / <sub>16</sub> "	Thick 20 mm	Antislip	PZ / PCS 2	M <sup>2</sup> 0,72 SQ.FT. 7,74	KG 32,08 LBS 70,57
	Angolare Esterno Costa Lucida 45°	40x80 cm - 15 <sup>3</sup> / <sub>4</sub> "x31 <sup>12</sup> / <sub>32</sub> "	Thick 20 mm	Antislip	PZ / PCS 2	M <sup>2</sup> 0,64 SQ.FT. 6,88	KG 27,58 LBS 60,67
		30x120 cm - 11 <sup>7</sup> / <sub>8</sub> "x47 <sup>14</sup> / <sub>16</sub> "	Thick 20 mm	Antislip	PZ / PCS 2	M <sup>2</sup> 0,72 SQ.FT. 7,74	KG 32,08 LBS 70,57
	Angolare Curvilineo Costa Lucida	80x80 - 31 <sup>12</sup> / <sub>32</sub> "x31 <sup>12</sup> / <sub>32</sub> " radius 40 cm 15 <sup>3</sup> / <sub>4</sub> "	Thick 20 mm	Antislip	PZ / PCS 1	M <sup>2</sup> 0,64 SQ.FT. 6,88	KG 27,58 LBS 60,67
	Canalina	8x14x60 cm - 3 <sup>1</sup> / <sub>8</sub> "x5 <sup>12</sup> / <sub>32</sub> "x23 <sup>12</sup> / <sub>32</sub> "	Thick 20 mm	Antislip	PZ / PCS 2	M <sup>2</sup> 0,16 SQ.FT. 1,72	KG 8,00 LBS 17,60
		8x16x80 cm - 3 <sup>1</sup> / <sub>8</sub> "x6 <sup>12</sup> / <sub>32</sub> "x31 <sup>12</sup> / <sub>32</sub> "	Thick 20 mm	Antislip	PZ / PCS 2	M <sup>2</sup> 0,25 SQ.FT. 2,69	KG 11,20 LBS 24,64
	Canalina Angolare	8x14x60 cm - 3 <sup>1</sup> / <sub>8</sub> "x5 <sup>12</sup> / <sub>32</sub> "x23 <sup>12</sup> / <sub>32</sub> "	Thick 20 mm	Antislip	PZ / PCS 2	M <sup>2</sup> 0,32 SQ.FT. 3,44	KG 7,42 LBS 16,32
		8x16x80 cm - 3 <sup>1</sup> / <sub>8</sub> "x6 <sup>12</sup> / <sub>32</sub> "x31 <sup>12</sup> / <sub>32</sub> "	Thick 20 mm	Antislip	PZ / PCS 2	M <sup>2</sup> 0,50 SQ.FT. 5,38	KG 11,03 LBS 24,26
	Canalina a Bordo Chiuso	8x14x60 cm - 3 <sup>1</sup> / <sub>8</sub> "x5 <sup>12</sup> / <sub>32</sub> "x23 <sup>12</sup> / <sub>32</sub> "	Thick 20 mm	Antislip	PZ / PCS 1	M <sup>2</sup> 0,32 SQ.FT. 3,44	KG 3,71 LBS 8,16
		8x16x80 cm - 3 <sup>1</sup> / <sub>8</sub> "x6 <sup>12</sup> / <sub>32</sub> "x31 <sup>12</sup> / <sub>32</sub> "	Thick 20 mm	Antislip	PZ / PCS 1	M <sup>2</sup> 0,12 SQ.FT. 1,29	KG 5,51 LBS 12,12
	Griglia	14x60 cm - 5 <sup>12</sup> / <sub>32</sub> "x23 <sup>12</sup> / <sub>32</sub> "	Thick 20 mm	Antislip	PZ / PCS 2	M <sup>2</sup> 0,16 SQ.FT. 1,72	KG 6,90 LBS 15,18
		16x80 cm 6 <sup>12</sup> / <sub>32</sub> "x31 <sup>12</sup> / <sub>32</sub> "	Thick 20 mm	Antislip	PZ / PCS 2	M <sup>2</sup> 0,25 SQ.FT. 2,69	KG 11,30 LBS 24,64
	Griglia Angolare	14x60 cm - 5 <sup>12</sup> / <sub>32</sub> "x23 <sup>12</sup> / <sub>32</sub> "	Thick 20 mm	Antislip	PZ / PCS 2	M <sup>2</sup> 0,32 SQ.FT. 3,44	KG 7,42 LBS 16,32
		16x80 cm - 6 <sup>12</sup> / <sub>32</sub> "x31 <sup>12</sup> / <sub>32</sub> "	Thick 20 mm	Antislip	PZ / PCS 2	M <sup>2</sup> 0,50 SQ.FT. 5,38	KG 11,03 LBS 24,26
	Elemento a L	80x80x6,5 cm - 31 <sup>12</sup> / <sub>32</sub> "x31 <sup>12</sup> / <sub>32</sub> "x25 <sup>8</sup> / <sub>16</sub> "	Thick 20 mm	Antislip	PZ / PCS 1	M <sup>2</sup> 0,64 SQ.FT. 6,88	KG 28,27 LBS 62,19
		80x80x14 cm - 31 <sup>12</sup> / <sub>32</sub> "x31 <sup>12</sup> / <sub>32</sub> "x5 <sup>12</sup> / <sub>16</sub> "	Thick 20 mm	Antislip	PZ / PCS 1	M <sup>2</sup> 0,64 SQ.FT. 6,88	KG 28,27 LBS 62,19
	Elemento a L Lato 120	60x120x6,5 cm - 23 <sup>12</sup> / <sub>32</sub> "x47 <sup>14</sup> / <sub>16</sub> "x25 <sup>8</sup> / <sub>16</sub> "	Thick 20 mm	Antislip	PZ / PCS 1	M <sup>2</sup> 0,79 SQ.FT. 8,50	KG 32,08 LBS 70,57
	Elemento a L Lato 60	60x120x6,5 cm - 23 <sup>12</sup> / <sub>32</sub> "x47 <sup>14</sup> / <sub>16</sub> "x25 <sup>8</sup> / <sub>16</sub> "	Thick 20 mm	Antislip	PZ / PCS 1	M <sup>2</sup> 0,79 SQ.FT. 8,50	KG 32,08 LBS 70,57
		60x120x14 cm - 23 <sup>12</sup> / <sub>32</sub> "x47 <sup>14</sup> / <sub>16</sub> "x5 <sup>12</sup> / <sub>16</sub> "	Thick 20 mm	Antislip	PZ / PCS 1	M <sup>2</sup> 0,79 SQ.FT. 8,50	KG 32,08 LBS 70,57
	Elemento L Angolare	80x80x6,5 cm - 31 <sup>12</sup> / <sub>32</sub> "x31 <sup>12</sup> / <sub>32</sub> "x25 <sup>8</sup> / <sub>16</sub> "	Thick 20 mm	Antislip	PZ / PCS 1	M <sup>2</sup> 0,64 SQ.FT. 6,88	KG 27,58 LBS 60,67
		80x80x14 cm - 31 <sup>12</sup> / <sub>32</sub> "x31 <sup>12</sup> / <sub>32</sub> "x5 <sup>12</sup> / <sub>16</sub> "	Thick 20 mm	Antislip	PZ / PCS 1	M <sup>2</sup> 0,64 SQ.FT. 6,88	KG 27,58 LBS 60,67
	Elemento "L" Incollato	4,5x16,5x60 cm 1 <sup>3</sup> / <sub>4</sub> "x6 <sup>12</sup> / <sub>32</sub> "x23 <sup>12</sup> / <sub>32</sub> "	Thick 9 mm	Antislip	PZ / PCS 4	M <sup>2</sup> 0,39 SQ.FT. 4,19	

## TECHNICAL SPECIFICATIONS PORCELAIN STONEWARE

CONFORMING TO STANDARDS EN 14411 ISO 13006 APPENDICE G GRUPPO BIa UGL CON Ev ≤ 0,5%

PHYSICAL PROPERTIES	TESTING METHOD	REFERENCE STANDARD		PRODUCT VALUES.		
		7cm ≤ N < 15 cm (mm)	N ≥ 15 cm (%) (mm)			
 Sizes	EN ISO 10545-2	Length and width	±0.9	±0.6 ±2.0	<b>Rectified</b>	
		Thickness	±0.5	±5.0 ±0.5		
		Linearity	±0.75	±0.5 ±1.5		
		Wedging	±0.75	±0.5 ±2.0		Conforming
		Warpage	±0.75	±0.5 ±2.0		
		appearance: percentage of acceptable tiles, per lot	95 % min.	95 % min.		
 Water absorption %	EN ISO 10545-3	Ev ≤ 0,5%		Conforming		
 Modulus of rupture	EN ISO 10545-4	Valore medio 35 N/mm <sup>2</sup> min.		Conforming		
 Breakage resistance		sp. > = 7,5 mm: min 1300 N sp. < 7,5 mm: min 700 N		Conforming		
 Deep abrasion resistance	EN ISO 10545-6	175 mm <sup>3</sup> max.		Average < 150 mm <sup>3</sup>		
 Thermal expansion coefficient	EN ISO 10545-8	Declared value		6,8 MK-1		
 Thermal shock resistance	EN ISO 10545-9	Pass according to ISO 10545-1		* Resistant		
 Frost resistance	EN ISO 10545-12	Pass according to ISO 10545-1		* Resistant		
Resistance to low concentrations of acids and alkali		Declared value		* Resistant		
 Resistance to high concentrations of acids and alkali	EN ISO 10545-13	Declared value		* Resistant		
Resistance to domestic chemicals and additives for swimming pools		UB min.		UA		
 Stain resistance of unglazed matte porcelain	EN ISO 10545-14	Declared value		* Resistant		
 Slip resistance	DIN 51130			Value available upon request		
		If needed				
	DIN 51097			Value available upon request		
	B.C.R.A. - D.M.236/89 ANSI A326.3 D COF			> 0,40 Dry / > 0,40 Wet ≥ 0,42 Wet		

\* It's advisable to refer Project Department for all necessary guidelines to a correct use.



## OUR SHOWROOMS

### NEW JERSEY

Dover  
Princeton  
Roselle Park  
Wall  
West Berlin  
Wyckoff

### PENNSYLVANIA

Bethlehem  
Lancaster  
Philadelphia  
Warminster

### SOUTH CAROLINA

Charleston  
Columbia

### GEORGIA

Savannah

**GARDEN STATE TILE**

Together We Can Design For Life

GSTILE.COM    @GARDENSTATETILE