

GARDEN STATE TILE

Together We Can Design For Life


# GST AESTHETICA



# AESTHETICA

This restyled classicism combines traditional white, beige, grey and black backgrounds with fascinating and surprising blasts of surface color to create unusual, high impact effects.

For 2023, Garden State tile, always with a sharp eye on the key trends in taste and interior design, decided to continue exploring the comparisons of marble and adding four color proposals (extra white Calacatta, Paonazzetto, unico grey and Orobico brown) and five new aesthetic applications, and it does so in its own way, with solutions strongly characterized by a sophisticated style.



*Azzurro*  
*Capraia*  
*Statuario Extra White*  
*Golden Black*  
*Verde*  
*Calacatta Extra White*  
*Paonazzetto*  
*Unico Grey*  
*Orobico Brown*



AESTHETICA

---

# AZZURRO

*Tropical Beauty*

AE AZZ6 260 LPM



AE AZZ6 120 RM  
AE AZZ6 260 LP



FLOS6 260LP



AESTHETICA

---

# CALACATTA EXTRA WHITE

*Ode to Beauty*

AECAL6260LP



AE CAL6 120 RM



AE CAL6 260 LP





AESTHETICA

---

# CAPRAIA

*Unique Graphic*

AE CAP6 120 LP





AE CAP6 120 LP



AE CAP6 120 LP  
AE CAP6 260 LPM



AE CAP6 120 RM  
AE GOL6 260 LP



AESTHETICA

---

# PAONAZZETTO

*Harmony of Shades*

AE PAO6 120 LP





AE PA06 120 LP



AE PA06 120 LP - AE PA06 12 LP



AESTHETICA

---

# STATUARIO EXTRA WHITE

*Absolute white*

AE EXT6 260 LPM



AE EXT6 120 LP  
BOTANICAL6 12LP  
DAMA6 2015HY RM



AE EXT6 120 LP  
AE EXT6 260 LP



AE EXT6 120 LP  
AE EXT6 260 LP





AESTHETICA

---

# UNICO GREY

*Charm and Depth*

AE UNI6120 LP





AE UNI6 120 LP - AE UNI6 260 LP



AE UNI6 120 LP



AESTHETICA

---

# GOLDEN BLACK

*The richness of the nuances*

AE GOL6 260 LP



AE GOL6 120 LP  
AE CAP6 260 LP



AE GOL6 120 LP  
AE GOL6 260 LP



AE GOL6 120 LP  
AE CAP6 260 LP



AESTHETICA

---

# OROBICO BROWN

*Vibrant Emotion*

AE ORO6 120 LP







AE ORO6 120 LP



AE ORO6 120 LP - AE ORO6 260 LP



AESTHETICA

---

# VERDE

*Original Wonder*

AE VER6 260 LPM



AE VER6 120 RM  
VIRIDIS6 260LP  
ARBOR6 260LP



AE VER6 120 RM  
AE VER6 260 LP

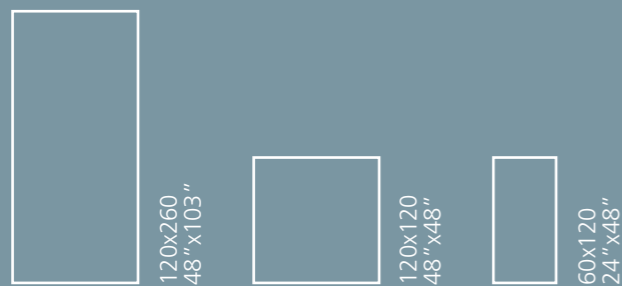


AE VER6 260 LP  
DAMA6 2015NO RM

# AESTHETICA

AZZURRO

COLOR BODY PORCELAIN TILE  
ISO 13006 - G - Bla (E ≤ 0,5%) UNI EN 14411 - G




AZZ code info

	AE AZZ6 260 LP AE AZZ6 260 LPM	6,5	LP LPM	+	+	+	+
---	-----------------------------------	-----	-----------	---	---	---	---

120x260 - 48"x103"

	AE AZZ6 120 RM AE AZZ6 120 LP	6,5	LP	+	+
---	----------------------------------	-----	----	---	---

120x120 - 48"x48"








	AE AZZ6 12 RM AE AZZ6 12 LP AE AZZ6 12 LPM	6,5	LP LPM	+	+	+	+
---	--	-----	-----------	---	---	---	---

60x120 - 24"x48"











	MK. AE AZZ6 30 MK. AE AZZ6 LP_M T144	6,5	LPM	+	+	+	+
---	--	-----	-----	---	---	---	---

30x30 - 12"x12"

## CALACATTA EXTRA WHITE











CAL	code	✕	info
	AE CAL6 260 LP	6,5	LP 
120x260 - 48"x103"			
	AE CAL6 120 RM AE CAL6 120 LP	6,5	LP 
120x120 - 48"x48"			
	AE CAL6 12 RM AE CAL6 12 LP	6,5	LP 
60x120 - 24"x48"			
	MK.AE CAL6 30	6,5	
30x30 - 12"x12" T144			

## CAPRAIA


















CAP	code	✕	info
	AE CAP6 260 LP AE CAP6 260 LPM	6,5	LP  LPM 
120x260 - 48"x103"			
	AE CAP6 120 RM AE CAP6 120 LP	6,5	LP 
120x120 - 48"x48"			
	AE CAP6 12 RM AE CAP6 12 LPM	6,5	LP  LPM 
60x120 - 24"x48"			
	MK. AE CAP6 30 MK. AE CAP6 LP_M	6,5	LPM 
30x30 - 12"x12" T144			



PAONAZZETTO

PAO	code	info
	AE PAO6 260 LP	6,5 LP  
120x260 - 48"x103"		
	AE PAO6 120 RM AE PAO6 120 LP	6,5 LP  
120x120 - 48"x48"		
	AE PAO6 12 RM AE PAO6 12 LP	6,5 LP  
60x120 - 24"x48"		
	MK.AE PAO6 30	6,5
30x30 - 12"x12" T144		











STATUARIO EXTRA WHITE

EXT	code	info
	AE EXT6 260 LP AE EXT6 260 LPM	6,5 LP   LPM  
120x260 - 48"x103"		
	AE EXT6 120 RM AE EXT6 120 LP	6,5 LP  
120x120 - 48"x48"		
	AE EXT6 12 RM AE EXT6 12 LP AE EXT6 12 LPM	6,5 LP   LPM  
60x120 - 24"x48"		
	MK. AE EXT6 30 MK. AE EXT6 LP_M	6,5 LPM   
30x30 - 12"x12" T144		



UNICO GREY



















UNI	code	info
	AE UNI6 260 LP	6,5 LP  
120x260 - 48"x103"		
	AE UNI6 120 RM AE UNI6 120 LP	6,5 LP  
120x120 - 48"x48"		
	AE UNI6 12 RM AE UNI6 12 LP	6,5 LP  
60x120 - 24"x48"		
	MK.AE UNI6 30	6,5
30x30 - 12"x12" T144		



GOLDEN BLACK










GOL	code	info
	AE GOL6 260 LP AE GOL6 260 LPM	6,5 LP   LPM  
120x260 - 48"x103"		
	AE GOL6 120 RM AE GOL6 120 LP	6,5 LP  
120x120 - 48"x48"		
	AE GOL6 12 RM AE GOL6 12 LP AE GOL6 12 LPM	6,5 LP   LPM  
60x120 - 24"x48"		
	MK. AE GOL6 30 MK. AE GOL6 LP_M	6,5 LPM  
30x30 - 12"x12" T144		
















OROBICO BROWN



ORO	code	✕	info
	AE ORO6 260 LP	6,5	LP 
120x260 - 48"x103"			
	AE ORO6 120 RM AE ORO6 120 LP	6,5	LP 
120x120 - 48"x48"			
	AE ORO6 12 RM AE ORO6 12 LP	6,5	LP 
60x120 - 24"x48"			
	MK.AE ORO6 30	6,5	
30x30 - 12"x12" T144			


VERDE






VER	code	✕	info
	AE VER6 260 LP AE VER6 260 LPM	6,5	LP  LPM 
120x260 - 48"x103"			
	AE VER6 120 RM AE VER6 120 LP	6,5	LP 
120x120 - 48"x48"			
	AE VER6 12 RM AE VER6 12 LP AE VER6 12 LPM	6,5	LP  LPM 
60x120 - 24"x48"			
	MK. AE VER6 30 MK. AE VER6 LP_M	6,5	LPM  
30x30 - 12"x12" T144			





BOTANICAL code  info

---

 BOTANICAL6 12LP 6,5  

---



JUNGLE6 260LP  
120x260 - 48"x103"



ARBOR6 260LP  
120x260 - 48"x103"



FLOS6 260LP  
120x260 - 48"x103"



AESTHETICA  
COLOR BODY PORCELAIN TILE




AZZ CAL CAP PAO EXT

6x120  
2.4"x48"



AE AZZ6 BT120	AE CAL6 BT120	AE CAP6 BT120	AE PAO6 BT120	AE EXT6 BT120
AE AZZ6 BT120LP	AE CAL6 BT120LP	AE CAP6 BT120LP	AE PAO6 BT120LP	AE EXT6 BT120LP



UNI GOL ORO VER

6x120  
2.4"x48"



AE ORO6 BT120	AE GOL6 BT120	AE ORO6 BT120	AE VER6 BT120
AE ORO6 BT120LP	AE GOL6 BT120LP	AE ORO6 BT120LP	AE VER6 BT120LP

	DIN 51130 (R)	DIN 51097 (A+B+C)	BCR REP. CEC 6/81		DM 14/6/89 N. 236		PENDULUM TEST BS (INGLESE)	PENDULUM TEST AS/NZS 4856:2004 (AUSTRALIANO)	PENDULUM TEST UNE ENV 12633:2003 (SPAGNOLO)	BOT 3000 (DCOF)
			g.a.	g.b.	c.a.	g.b.				average value
AESTHETICA	R9	A	>0,4	>0,4	>0,4	>0,4	>25	>25	1	>0,42

PACKING

NOMINAL SIZE	THICKNESS	BOX			PALLET			
		PZ/PCS	MQ/SM	KG	BOX/BOXES	MQ/SM	KG	
60x120 - 24"x48"	rectified	6,5	4	2,88	46,625	16	46,08	766
120x120 - 48"x48"	rectified	6,5	2	2,88	46,8	30	86,4	1424
120x260 - 48"x103"	rectified	6,5	1	3,12	49,02	20	62,4	1000,4
30x30 MOSAICO - 12"x12"	rectified	6,5	6	0,54	7,478	72	38,88	558,416

INDICATIONS FOR USE

- FLOOR TILES
- WALL TILES

SUGGESTED APPLICATIONS

- DOMESTIC PURPOSE
- TILES FOR LIGHT COMMERCIAL
- RETAIL

FINISH

- MATTE
- POLISHED
- SEMI-POLISHED

FINISH

- MATTE
- POLISHED
- SEMI-POLISHED

EDGE

MONOCALIBER, RECTIFIED

SHADE VARIATION

V2

SALE CHARACTERISTICS

- Product sold per item

All our products are sold only in complete boxes, whether the unit of measure is per item or per square metric

\*Surfaces with a honed finish are recommended for any kind of wall tile, residential floor or floors that are not directly connected with the outdoors or whose entrances are protected by mats. As is well known, all gloss surfaces naturally lose their shine over time.

\*\*The use of products with an LPM surface finishing is only recommended for wall cladding. We recommend using hot water or normal, neutral household detergents when cleaning for the first time after laying, when performing maintenance work and ordinary cleaning. Use a soft sponge or microfiber cloth. Never use acid or basic solvents, or abrasive sponges that could damage the surface of the product. Swimming pool additives do not damage the surface.



## OUR SHOWROOMS

### NEW JERSEY

- . Dover
- Princeton
- Roselle Park
- Wall
- West Berlin
- Wyckoff

### PENNSYLVANIA

- Bethlehem
- Lancaster
- Philadelphia
- Warminster

### SOUTH CAROLINA

- Charleston
- Columbia

### GEORGIA

- Savannah

**GARDEN STATE TILE**

Together We Can Design For Life

GSTILE.COM    @GARDENSTATETILE