

GARDEN STATE TILE

Together We Can Design For Life

# MADISON OSTREA








## Nothing states luxury like mother of pearl shells.

These beautiful mosaics are made from natural shell and marbles from all over the world. The rich composition of materials with soft reflections, exudes that incredible designer look, and these are a stunning addition to any room.



This collection is a combination of soft hues of white and gray with touches of blue, and was created to make a one of a kind statement with a bit of shimmer.



MADISON OSTREA | TILE  
COLLECTION

PRODUCTS



**Avignon Pearl White**  
11.65" x 8.85"  
Coverage: 0.716 sqft/pc




**Avignon Smokey Pearl**  
11.65" x 8.85"  
Coverage: 0.716 sqft/pc




**Hexette Pearl Mix**  
12.2" x 12"  
Coverage: 1.017 sqft/pc




**Adley White**  
11.92" x 10.63"  
Coverage: 0.88 sqft/pc



**Adley Grey**  
11.92" x 10.63"  
Coverage: 0.88 sqft/pc



**Apex Pearl** 13.62" x 11.61"  
Coverage: 1.098 sqft/pc



**Apex Smokey Pearl**  
13.62" x 11.61"  
Coverage: 1.098 sqft/pc

## PRODUCTS



**Pearl Slivers**

11.89" x 11.89"

Coverage: 0.981sqft/pc



**Smokey Pearl Slivers**

11.89" x 11.89"

Coverage: 0.981 sqft/pc




**Celestial Pearl Slivers**

11.89" x 11.89"

Coverage: 0.981 sqft/pc

MADISON OSTREA | TILE  
COLLECTION


PRODUCT SPECS



Piece Size: 11.89" x 11.89"  
Chip Size: Multi-Sized  
Thickness: 2 mm  
PCS/Box: 29  
SQFT/Box: 28.449  
Material: Stone




Piece Size: 11.654" x 8.858"  
Chip Size: Multi-Sized  
Thickness: 8 mm  
PCS/Box: 9  
SQFT/Box: 6.444  
Material: Stone



Piece Size: 12.205" x 12.008"  
Chip Size: 1" Hex  
Thickness: 8 mm  
PCS/Box: 9  
SQFT/Box: 9.153  
Material: Stone



Piece Size: 11.929" x 10.63"  
Chip Size: Multi-Sized  
Thickness: 8 mm  
PCS/Box: 9  
SQFT/Box: 7.92  
Material: Stone



Piece Size: 13.622" x 11.614"  
Chip Size: Multi-Sized  
Thickness: 8 mm  
PCS/Box: 9  
SQFT/Box: 9.882  
Material: Stone

	Interior Wall	Interior Floor	Backsplash	Interior Countertop	Wet Areas	Fireplace Surrounds	Exterior Wall	Exterior Floor	Exterior Countertop	Pool/Fountain
Pearl Silvers	<input type="checkbox"/>		<input type="checkbox"/>		<input type="checkbox"/>	<input type="checkbox"/>	<input type="checkbox"/>			<input type="checkbox"/>
Smokey Pearl Silvers	<input type="checkbox"/>		<input type="checkbox"/>		<input type="checkbox"/>	<input type="checkbox"/>	<input type="checkbox"/>			<input type="checkbox"/>
Celestial Pearl Silvers	<input type="checkbox"/>		<input type="checkbox"/>		<input type="checkbox"/>	<input type="checkbox"/>	<input type="checkbox"/>			<input type="checkbox"/>
Avignon Pearl White	<input type="checkbox"/>	<input type="checkbox"/>	<input type="checkbox"/>		<input type="checkbox"/>	<input type="checkbox"/>	<input type="checkbox"/>	<input type="checkbox"/>		<input type="checkbox"/>
Avignon Smokey Pearl	<input type="checkbox"/>	<input type="checkbox"/>	<input type="checkbox"/>		<input type="checkbox"/>	<input type="checkbox"/>	<input type="checkbox"/>	<input type="checkbox"/>		<input type="checkbox"/>
Hexette Pearl Mix	<input type="checkbox"/>	<input type="checkbox"/>	<input type="checkbox"/>		<input type="checkbox"/>	<input type="checkbox"/>	<input type="checkbox"/>	<input type="checkbox"/>		<input type="checkbox"/>
Adley White	<input type="checkbox"/>	<input type="checkbox"/>	<input type="checkbox"/>		<input type="checkbox"/>	<input type="checkbox"/>	<input type="checkbox"/>	<input type="checkbox"/>		<input type="checkbox"/>
Adley Grey	<input type="checkbox"/>	<input type="checkbox"/>	<input type="checkbox"/>		<input type="checkbox"/>	<input type="checkbox"/>	<input type="checkbox"/>	<input type="checkbox"/>		<input type="checkbox"/>
Apex Pearl	<input type="checkbox"/>	<input type="checkbox"/>	<input type="checkbox"/>		<input type="checkbox"/>	<input type="checkbox"/>	<input type="checkbox"/>	<input type="checkbox"/>		<input type="checkbox"/>
Apex Smokey Pearl	<input type="checkbox"/>	<input type="checkbox"/>	<input type="checkbox"/>		<input type="checkbox"/>	<input type="checkbox"/>	<input type="checkbox"/>	<input type="checkbox"/>		<input type="checkbox"/>

Application - Residential/Commercial

Presentation - Mesh Mounted

\*Recommended uses only apply for properly installed material according to TCNA guidelines. All information is subject to change; refer to the website for most updated information. Images were digitally enhanced; for color accuracy, please request a sample. Due to the nature of our various product, samples only represent the general appearance of any particular material. Variations in color, shape, pattern, veining, marking or texture are common due to sample size, color label printing and variations in one shipment to another.







## OUR SHOWROOMS

### NEW JERSEY

Dover  
Princeton  
Roselle Park  
Wall  
West Berlin

### PENNSYLVANIA

Bethlehem  
Lancaster  
Philadelphia  
Warminster

### SOUTH CAROLINA

Charleston  
Columbia

### GEORGIA

Savannah

# GARDEN STATE TILE

Together We Can Design For Life

GSTILE.COM



@GARDENSTATETILE