

GARDEN STATE TILE

Together We Can Design For Life

POINTE



POINTE COLOR PALETTE

Available Colors



WBT01 ▶ Trave Alabaster



WBT04 ▶ Trav Beige



WBT05 ▶ Trav Grey



WBT06 ▶ Trav Dark Grey



WBC01 ▶ White




WBC04 ▶ Beige



WBC05 ▶ Grey



WBC06 ▶ Dark Grey





WBS01 ▶ Statuario White

Features and Benefits

- Get immediate access to great design with Pointe, GST's collection of always-on-point and in-stock genuine porcelain tiles
- Featuring some of today's most sought-after looks – including Concrete, Statuario, and white marble visuals
- Pointe is perfect for price-conscious projects and those seeking made in the USA products
- All Pointe tiles are calibrated in 12x24 and are balanced with 2x2 mosaics and 4x24 bullnose pieces all manufactured in TN

POINTE SPECIFICATIONS

Size (in)	Actual Size (in)	Thickness (mm)	Grout Joint (in)	Finish
12 x 24	11 13/16 x 23 13/16	8.5	3/16	UPS
2 x 2 Mosaic	11 15/16 x 11 15/16	8.5	3/16	UPS
4 x 24 Bullnose	3 13/16 x 23 13/16	8.5	3/16	UPS



2 x 2 Square Mosaic
(mounted on 12x12 sheet)



4 x 24 Single Bullnose

Technical Data	Performance
Water Absorption	< 0.50%
Breaking Strength	> 400 lbf
Bond Strength	> 200 psi
Facial Dimension	± 0.15%
Range of Thickness (in)	0.025
Warpage	± 0.20%
Wedging	± 0.30%
Frost	Resistant
Chemical Resistance	Unaffected
Scratch Hardness	7 mohs
Wet DCOF Range	0.42-0.52
Shade Variation	V2 /Trav Colors V3

POINTE USE & CARE

Recommended Use

Pointe is recommended for interior floors, interior walls, countertops, exterior walls, pool waterlines and full linings† in both residential and commercial applications. Pointe is not recommended for exterior horizontal surfaces or exterior paving. The Mixed Hex Mosaics and the 2 x 12 Deco pieces are to be used on interior walls only.

† Excludes mesh mounted mosaics.

Wet area use for Pointe Mosaics

Pointe is produced with the UPS finish. The ANSI A326.3 wet Dynamic COF of Pointe is ≥ 0.42 . Their small sizes ensure frequent grout joints which provides traction and drainage. GST cannot control situations involving incorrect installation, improper slope to the drain for elimination of standing water and poor surface cleaning. This information is provided so that customers may make a realistic and informed decision when comparing to other tile products in wet area environments, such as residential/commercial bathrooms, showers, and interior pool decks.

Care and Maintenance

Regular cleaning is the best way to keep Pointe tile looking good for years to come. Use clean, hot water (combined with a household cleaner for more aggressive cleaning. Rinse thoroughly and dry with a soft cloth. No waxes are needed.

Our Warranty

Products will meet or exceed the performance specifications outlined in ANSI A137.1 and in the performance data section of the general product catalog.



Trade Organizations



Environmentally Aware





OUR SHOWROOMS

NEW JERSEY

Dover
Princeton
Wall
West Berlin
Wyckoff

PENNSYLVANIA

Bethlehem
Lancaster
Philadelphia
Warminster

SOUTH CAROLINA

Charleston
Columbia

GEORGIA

Savannah

GARDEN STATE TILE

Together We Can Design For Life

GSTILE.COM    @GARDENSTATETILE1957