

GARDEN STATE TILE

Together We Can Design For Life

ANTHEM





Anthem is the new, eclectic collection by **Garden State Tile**: a collection of large slabs and bricks with all the iridescent daring of metal. The iridescence of mill scale gives the surface a tactile appeal, shaping the light to convey the ever-changing colour effect of the metal sheet. The metallic effect, in four colours, generates interplays of light and exquisite reflected glints, ideal for defining modern interiors and for avant-garde architectural projects.

Metal sheds the chilly image that once restricted it to the industrial mood to enter the eclectic world of living-spaces, designing their character with the aid of iridescent streaks, opalescent gleams and sophisticated colours, from black to slate grey, steel and white. The collection's eclecticism reaches its peak with Brick, the 6x24 size tile inspired by the Raku technique, designed for use in high-impact combinations, and amplifying the collection's metallic characteristics and iridescent gleams. The Brick is available in five different colours: White, Grey, Blue, Green and Black - which match the shades of the large slabs.

COLORS


colours - couleurs - farben - colores -
ЦВЕТА



ANTHEM

BRICK

METALRIDDLE



Steel White

White Lux

Steel White Metalriddle

Steel

Grey Lux

Steel Metalriddle

Calamine

Blue Lux

Calamine Metalriddle

Dark

Green Lux

Dark Metalriddle

Black Lux

CALAMINE



Calamine
47^{1/4} x 109^{7/16}

Brick Green Lux
2^{3/8} x 9^{7/16}



Calamine
47^{1/4}"x109^{7/16}"

Brick Green Lux
2^{3/8}"x9^{7/16}"



Calamine
23^{5/8}" x 47^{1/4}"

Metalriddle Calamine
23^{5/8}" x 47^{1/4}"



Metalriddle Calamine
23^{5/8}"x47^{1/4}"

Calamine
23^{5/8}"x47^{1/4}"



Calamine
35^{7/16}" x 35^{7/16}"

STE ELWH ITE

Calamine
47^{1/4}"x109^{7/16}"

White
47^{1/4}"x109^{7/16}"

Brick Blue Lux
2^{3/8}"x9^{7/16}"



Brick Grey Lux
2³/₈" x 9⁷/₁₆"

Steel White
23⁵/₈" x 47¹/₄"



Brick White Lux
2³/₈" x 9⁷/₁₆"

Steel
47¹/₄" x 109⁷/₁₆"



STEEL



Steel
23^{5/8}"x47^{1/4}"

Steel
11^{13/16}"x23^{5/8}"

Metalriddle
11^{13/16}"x23^{5/8}"

Steel

Brick Black Lux
23^{3/8}"x9^{7/16}"



Metalriddle Steel
11^{13/16} x 23^{5/8}



Steel R10
23^{5/8} x 47^{1/4}

DA RK



Dark
23^{5/8}" x 47^{1/4}"

Brick Grey Lux
23^{5/8}" x 9^{7/16}"




Dark
23^{5/16}"x47^{1/4}"



Dark
47¹⁴ x 109⁷/₁₆"

Brick Black Lux
2³/₈ x 9⁷/₁₆"

BRICK



Brick
White Lux - Black Lux
2³/₈" x 9⁷/₁₆"



Dark
23⁵/₈" x 47¹/₄"



Dark
47¹⁴ x 109⁷/₁₆"

Steel
47¹⁴ x 109⁷/₁₆"

Brick
Black Lux - Blue Lux
Green Lux - Grey Lux
2³/₈" x 9⁷/₁₆"



Brick
Black Lux - Blue Lux
Green Lux - Grey Lux
2³/₈" x 9⁷/₁₆"



COLOR/FORMATI


COLOURS / SIZES - COULEURS / FORMATS - FARBEN / FORMATE - COLORES / TAMAÑOS - ЦВЕТА / ФОРМАТЫ

Steel White

Steel

Calamine

Dark



BRICK

Brick Lux
2³/₈" x 9⁷/₁₆"



EJA3 White Lux ● 67
91 faces




EJA4 Grey Lux ● 67
85 faces



EJA6 Blue Lux ● 67
83 faces




EJA5 Green Lux ● 67
85 faces



EJA7 Black Lux ● 67
88 faces




47¹/₄" x 109⁷/₁₆"
EJ9N Steel White Nat. Rett. ● 89
EJ9P Steel Nat. Rett. ● 89
EJ9Q Calamine Nat. Rett. ● 89
EJ9R Dark Nat. Rett. ● 89
5 faces



35⁷/₁₆" x 35⁷/₁₆"
EJS6 Calamine Nat. Rett. ● 80
EJS7 Dark Nat. Rett. ● 80
23 faces



23⁵/₈" x 47¹/₄"
EJ9T Steel White Nat. Rett. ● 79A
EJ9U Steel Nat. Rett. ● 79A
EJ9V Calamine Nat. Rett. ● 79A
EJ9W Dark Nat. Rett. ● 79A
Up to 23 faces



11¹³/₁₆" x 23⁵/₈"
EJ9Y Steel White Nat. Rett. ● 68
EJ9Z Steel Nat. Rett. ● 68
EJA0 Calamine Nat. Rett. ● 68
EJA1 Dark Nat. Rett. ● 68
Up to 92 faces

Laying with a 2 mm-joint is recommended.

DECORO

DECORS - DECORS - DEKORE - DECORADOS - ДЕКОРЫ

Metalriddle

23^{5/8}"x47^{1/4}" | 11^{13/16}"x23^{5/8}"




EJD7 Steel White Nat. Rett.
Up to 23 faces

● 80



EJNZ Steel White Nat. Rett.
Up to 92 faces

● 72



EJD8 Steel Nat. Rett.
Up to 23 faces

● 80




EJP0 Steel Nat. Rett.
Up to 92 faces

● 72



EJD9 Calamine Nat. Rett.
Up to 23 faces

● 80




EJP1 Calamine Nat. Rett.
Up to 92 faces

● 72



EJDA Dark Nat. Rett.
Up to 23 faces

● 80




EJP2 Dark Nat. Rett.
Up to 92 faces


● 72

Mosaico * 11^{13/16}"x11^{13/16}"


Tessere 4,8x4,8 - 1^{7/8}"x1^{7/8}"




EJDD Steel White Naturale ● 90



EJDE Steel Naturale ● 90



EJDF Calamine Naturale ● 90







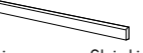



EJDG Dark Naturale ● 90

On fibre mesh backing

PEZZI SPECIALI

TRIMS - PIECES SPECIALES - FORMTEILE - PIEZAS ESPECIALES - СПЕЦИАЛЬНЫЕ ИЗДЕЛИЯ

ANTHEM

	Dimensione Size	 Steel White	 Steel	 Calamine	 Dark	Fascia di prezzo Price band
 Battiscopa - Skirting	Nat. Rett. 2 ^{3/4} "x23 ^{5/8} " Pcs. Box 15 - LM x Box 9	EJJR	EJJS	EJJT	EJJU	● 10
 Gradino - Stair Tread	Nat. Rett. 12 ^{15/16} "x47 ^{1/4} " Pcs. Box 2 - LM x Box 2,40	EJJW	EJJX	EJJY	EJJZ	● 90
 Gradone - Step	Nat. Rett. 12 ^{15/16} "x47 ^{1/4} "x1 ^{1/4} "x1 ^{1/4} " Pcs. Box 2 - LM x Box 2,40	EJK1	EJK2	EJK3	EJK4	● 96
 Angolare Dx Sx Corner Tile Dx Sx	Nat. Rett. 12 ^{15/16} "x47 ^{1/4} "x1 ^{1/4} "x1 ^{1/4} " Pcs. Box 1 - LM x Box 1,20	DX EJK6	DX EJK7	DX EJK8	DX EJK9	● 98
		SX EJKC	SX EJKD	SX EJKE	SX EJKF	

Brick

	Dimensione Size	 White	 Grey	 Blue	 Green	 Black	Fascia di prezzo Price band
 Becco Civetta - Bullnose	Lux 2 x 9 Pcs. Box 36	EJKK	EJLL	EJNN	EJMM	EJJP	● 6

Dry - Pressed Ceramic Tiles ISO 13006 Annex G - UNI EN 14411 Annex G - Bia GL



CARATTERISTICHE TECNICHE Technical Features - Caracteristiques Techniques - Technische Eigenschaften Technische Eigenschaften - Caracteristicas Tecnicas - Технические Характеристики	NORMA Standard - Norme Norm - Norma - Норма	VALORI Value - Valeur Vorgabe - Valor - Средние
ASSORBIMENTO D'ACQUA (VALORE MEDIO IN %) Water absorption (Average value expressed in %) - Absorption d'eau (Valeur moyenne en %) Wasseraufnahme (Durchschnittswert in %) - Absorción de agua (Valor medio en %) Поглощение воды	UNI EN ISO 10545/3 ASTM C373	CONFORME COMPLIANT
RESISTENZA ALLA FLESSIONE Modulus of rupture - Resistance a la flexion - Biegefestigkeit Resistencia a la flexion - Прочность на изгиб	SPESSORE UNI EN ISO 10545/4	6,5 mm ≥ 35 N/mm ² 9,5 mm ≥ 45 N/mm ²
FORZA DI ROTTURA Breaking strength - Résistance à la rupture - Bruchlast - Resistencia a la rotura - Разрывное усилие	UNI EN ISO 10545/4 ASTM C648	≥ 700 N 250 Lbs ≥ 2000 N 400 Lbs
RESISTENZA AL GELO Frost resistance - Résistance au gel - Frostbeständigkeit Resistencia a las heladas - Морозостойкость	UNI EN ISO 10545/12 ASTM C1026	CONFORME UNAFFECTED
RESISTENZA CHIMICA AD ALTE E BASSE CONCENTRAZIONI DI ACIDI E BASI Chemical resistance to high and low acid and basic concentrations Résistance chimique aux hautes et basses concentrations d'acides et de bases Chemikalienfestigkeit bei hohen und niedrigen Konzentrationen von Säuren und Basen Resistencia química con concentraciones altas y bajas de ácidos y bases Химическая стойкость к высоким и низким концентрациям кислот и щелочей	UNI EN ISO 10545/13 ASTM C-650	A - LA - HA UNAFFECTED
RESISTENZA ALLE MACCHIE Stain resistance - Résistance aux taches - Fleckenbeständigkeit Resistencia a las manchas - Стойкость к образованию пятен	UNI EN ISO 10545/14	5
COEFFICIENTE DI ATTRITO Slip resistance Coefficient de glissement Rutschfestigkeit Barfußbereich Coeficiente de atrito medio Коэффициент трения	DIN 51130 DGUV Regel 108-003 DIN 51097 DGUV Information 207-006 ANSI A326.3:2017 DCOF B.C.R.A. D.M. N. 236 14/6/89 AS 4586-2013 Anexo A BS 7976-2: 2002 BSEN13036-4:2011 Pendulum testers UNE 41901:2017 EX DB SUA (actual)	120x278 R9 - WET ≥ 0,42 ≥ 0,40 - - - - -
		90x90 - 60x120 30x60 R10 B (A+B) WET ≥ 0,42 ≥ 0,40 P2 < 36 Moderate Slip potential -
		BRICK LUX - - - - - -

Per maggiori chiarimenti sui dati tecnici e sulla garanzia consultare il catalogo generale in vigore. - For further information on technical specifications, please consult our up-dated general catalogue. - Pour toutes informations supplémentaires sur les données techniques et sur les garanties, veuillez consulter le catalogue general en vigueur. - Für weitere Informationen über technische Daten und Garantie beziehen sie sich bitte auf den aktuellen Gesamtkatalog. - Para ulteriores informaciones sobre los datos técnicos y la garantía, vease el catalogo general en vigor. - Более подробную информацию о технических данных и гарантии смотрите в действующем сводном катал.

PRODUCT CERTIFIED FOR LOW CHEMICAL EMISSIONS: UL.COM/CGG UL 2818

放射性水平A类

12%
0% Steel White
0% 120x278

Formato Size Format Format Tamaño Формат cm	Spessore Thickness Epaisseur Stärke Espesor Толщина mm	Pz. x Mq. Pieces x Sqm Pcs / M ² Stk. x Qm Pzs x Mc. Шт x Кв.М.	Pz. x Scat. Pieces x Box Pcs / Bte Stk. x Krt. Pzs x Caja Шт x Кор.	Mq. x Scat. Sqm x Box M ² / Bte Qm x Krt. Mc. x Caja Кв.М. x Кор.	Peso x Scat. Weight x Box Poids / Bte Gewicht x Krt. Peso x Caja Вес x Кор.	Scat. x Pal. Boxes x Pal. Bte / Pal. Krt. x Pal. Cajas x Pal. Кор. x Подд.	Mq. x Pal. Sqm x Pal. M ² / Pal. Qm x Pal. Mc. x Pal. Кв.М x Подд.	Peso x Pal. Weight x Pal. Poids / Pal. Gewicht x Pal. Peso x Pal. Вес x Подд.
120x278 Naturale	6,5	0,30	1	3,336	50,04		vedi sotto - see below	
60x120 Naturale - Metalriddle	9,5	1,39	2	1,44	31,68	36	51,84	1140
90x90 Naturale	9,5	1,23	2	1,62	35,64	24	38,88	855
30x60 Naturale - Metalriddle	9,5	5,56	6	1,08	23,76	48	51,84	1140
30x30 Mosaico 5X5	9,5	11,11	5	0,45	8,73	60	27,00	524
6x24 Brick Lux	9,5	69,44	36	0,518	11,41	95	49,21	1084

Articolo Item Reference Artikel Articulo Артикул	Dimensione (cm) Size (cm) Format (cm) Format (cm) Tamaño (cm) Формат (cm)	Nr. Lastre No. of Slabs Nbre Dalles Anz. Platten N° de Placas Кол. Плит	Mq. x Imballo sqm per Pack m ² / Emballage qm pro Verpackung m ² por embalaje Кв.м. x упаковку	Peso Imballo (Kg) Weight of Packaging (kg) Poids Emballage (kg) Gewicht Verpackung (kg) Peso embalaje (kg) Вес упаковки (кг)	Peso Imballo+Lastre (Kg) Weight of Packaging + Slabs (kg) Poids Emballage+Dalles (kg) Gewicht Verpackung+Platten (kg) Peso embalaje + placas (kg) Вес упаковки + плит (кг)
---	--	--	---	---	---

Cassa - Crate - Caisse Kiste - Caja - Ящик	136,5x291,5x41,5h	18	60,05	147	1047,72
Cavalletto - A-Frame Chevalet de transport Transportgestell - Caballete Подставка	75x290x160h	40	133,44	180	2181,60

A Brand of Emileramica S.r.l. a socio unico



OUR SHOWROOMS

NEW JERSEY

Dover
Princeton
Roselle Park
Wall
West Berlin
Wyckoff

PENNSYLVANIA

Bethlehem
Lancaster
Philadelphia
Warminster

SOUTH CAROLINA

Charleston
Columbia

GEORGIA

Savannah

GARDEN STATE TILE

Together We Can Design For Life

GSTILE.COM    @GARDENSTATETILE