

GARDEN STATE TILE

Together We Can Design For Life

GST 2CM
CALIZA



CALIZA

2CM TEXTURED PORCELAIN

FIELD TILE:



Beige Crosscut Grip
24"x24" Paver



Silver Crosscut Grip
24"x24" Paver


TRIM PIECES:



Beige Grip
12"x24" Step



Beige Grip
12"x24" Pool Coping



Beige Grip
8"x24" Drain



Beige Grip
8"x8" Drain Corner



Silver Grip
12"x24" Step



Silver Grip
12"x24" Pool Coping



Silver Grip
8"x24" Drain














Silver Grip
8"x8" Drain Corner



CALIZA

TECHNICAL SPECIFICATIONS:

	ESTABLISHED LIMITS VALORES LIMITE PREVISTOS	PERFORMANCES PRESTACIONES	NORMS NORMA
 WATER ABSORPTION ABSORCIÓN DE AGUA	≤ 0,5%	~ 0,1%	ASTM C 373
 BREAKING STRENGTH (1) RESISTENCIA A LA FLEXIÓN	≥ 250 lbf.	~3000 lbf.	ASTM C 648
 FROST RESISTANCE RESISTENCIA AL HIELO	Resistant Resistente	Resistant Resistente	ASTM C 1026
 RESISTANT TO THERMAL SHOCKS RESISTENCIA A LOS CAMBIOS BRUSCOS DE TEMPERATURA	Resistant Resistente	Resistant Resistente	ASTM C 484
 AVERAGE BREAKING LOAD FOR RAISED FLOOR LAYING (2) CARGA DE ROTURA MEDIA EN COLOCACIÓN SOBREELEVADA		Classe 1 16"x32" : > 4 kN 24"x24" : > 4 kN Classe 2 16"x48" : > 6 kN	EN 12825*
 MECHANICAL STRENGTH (3) RESISTENCIA MECÁNICA		U11 > 1120 kg	EN 1339-F
 SKID RESISTANCE D-COF RESISTENCIA AL RESBALAMIENTO D-COF	≥ 0,42	≥ 0,60	ANSI A 326.3:2017 release 2019. (DCOF)
 CHEMICAL RESISTANCE RESISTENCIA A ATAQUE QUÍMICO	As reported Resistente	Class: A	ASTM C 650
 RESISTANT TO STAINING RESISTENCIA A LAS MANCHAS	As reported Resistente	Class: A	ASTM C 1378
 RECOMMENDED USE USO RECOMENDADO			

* Tests carried out on a different type from that for which the standard is issued.

Pruebas efectuadas sobre tipos diferentes con respecto a lo que ha sido elegido como modelo estándar.

- (1) It states the resistance of a sample piece, leaning on three spots, to a concentrated load placed in the middle.
Indica la resistencia de una muestra apoyada sobre tres puntos, a una carga concentrada aplicada centralmente.
- (2) It shows the resistance, on raised floor laying as suggested by the catalogue, to a concentrated load applied in the middle.
Indica la resistencia, en colocación sobreelevada tal como se aconseja en el catálogo, a una carga concentrada aplicada centralmente.
- (3) It shows the breaking resistance through bending of the product in full size. The load is applied through a horizontal cylinder placed in the middle.
Indica la resistencia a la rotura por flexión del producto en su formato entero. La carga es aplicada con un cilindro horizontal instalado centralmente.

SHADE VARIATION:



V2

Slight Variation

PACKAGING:

	THICKNESS ESPESOR	Pcs x 	Sq. ft. x 	Lbs x 	 x 	Sq. ft. x 	Lbs x 
16"x32" . 40x80 cm	20 mm	2	6,89	63,00	24	165,36	1558,66
24"x24" . 60x60 cm	20 mm	2	7,75	71,70	32	248,00	2277,90
15"x32" . 38x80 cm - Pool Coping with full round edge / Peldaño alsordillo	20 mm	2	6,54	33,35			
12"x24" . 30x60 cm - Pool Coping with full round edge / Peldaño alsordillo	20 mm	2	3,87	35,58			
12"x24" . 30x60 cm - Step / Peldaño re	20 mm	2	3,87	35,58			
8"x24" . 20x60 cm - Drain / Rejilla	20 mm	1	1,29	8,81			
8"x8" . 20x20 cm - Drain corner / Rejilla ángulo	20 mm	2	0,86	3,85			



OUR SHOWROOMS

NEW JERSEY

Dover
Princeton
Roselle Park
Wall
West Berlin

PENNSYLVANIA

Bethlehem
Lancaster
Philadelphia
Warminster

SOUTH CAROLINA

Charleston
Columbia

GEORGIA

Savannah

GARDEN STATE TILE

Together We Can Design For Life

GSTILE.COM    @GARDENSTATETILE