


# GARDEN STATE TILE

Together We Can Design For Life






## Americana **BASALT**



# BASALT

Porcelain



colors	
WHITE	
SAND	
LIGHT GREY	
DARK GREY	
NUT	



COLOR BODY PORCELAIN MADE IN THE USA.






WHITE



# BASALT



24"x24" / WHITE .12"x24" / DARK GREY



12"x12" / WHITE . fireplace: 12"x24" / NUT





SAND



# BASALT





24"x24 / SAND



12"x24". 24"x24 / SAND





LIGHT GREY



# BASALT

21



24"x24" / LIGHT GREY



12"x24" / LIGHT GREY









DARK GREY



# BASALT

27



DARK GREY





12"x12".12"x24" / DARK GREY







NUT



# BASALT

33



24"x24" / NUT





12"x12". 12"x24" / NUT



12"x24" / NUT




# SIZES & SHADE VARIATION

sizes:

24"x48"  
Rectified



24"x24"  
Rectified



12"x24"  
Rectified



12"x12"  
Rectified




12"x12"  
Rectified Grip finish



mosaics & trim  
pieces:

12"x12"  
mosaic 2"x2"




3"x12" Bullnose



6"x12" Cove Base \*special order only




Colors shown may vary from actual product.  
Final selection should be made from actual product samples.




V1

UNIFORM APPEARANCE  
Differences among pieces from the same production run are minimal.




V2

SLIGHT VARIATION  
Clearly distinguishable differences in texture and/or pattern with similar colors.



V3

MODERATE VARIATION  
While the colors present on a single piece of tile will be indicative of the colors to be expected on the other tiles, the amount of colors on each piece will vary significantly.



V4








SUBSTANTIAL VARIATION  
Random color differences from tile to tile, so that one tile may have totally different colors from that on other tiles. Thus, the final installation will be unique.

GST





# technical specifications

		REFERENCE VALUE	DECLARED VALUE	TEST METHOD
	SURFACE ABRASION		IV	ASTM C1027
	WATER ABSORPTION	≤0.5%	MEETS REQUIREMENT	ASTM C373
	CHEMICAL RESISTANCE	AS REPORTED	NOT AFFECTED	ASTM 650
	DYNAMIC COEFFICIENT OF FRICTION	≥0.42 WET	MEETS REQUIREMENT	ANSI A137.1
	STAIN RESISTANCE	AS REPORTED	NOT AFFECTED	ASTM C1378
	BREAKING STRENGTH		≥400	ASTM C648
	RESISTANCE TO FREEZE		RESISTANT	ASTM C1026



**RESISTANT FOR THE HOUSE** The product is water-resistant: it stops liquids, body oils, acidic and staining substances from penetrating the tiles. It resists scratches, scuffs and gauges better than any other floor covering. It does not absorb fumes, odors or smoke. It doesnt discolor or fade when exposed to sunlight, or other natural elements. It is completely fire proof. It resists burns and doesn's feed a fire. Its high resistance to abrasive dirt and grime makes it suitable even for heavy-traffic areas of the house such as hallways, entrances, foyers and walkways.

**FROST RESISTANT** Exceeding the ADA standard requirements, the product can also be used for outside applications. It stands up to abrupt temperature changes and freezing-thaw cycles. When properly installed according to ANSI A137.1. It's strong enough to be used in exterior applications even in frigid climates. Proper consideration must be given to the anti-slip requirements of the area to be tiled.

**ANTI-SLIP** The testing conducted on our finished product will guarantee that all of our tiles will have an anti-slip surface so they may be used with total confidence in kitchen and bath applications. The product is perfect for both home and commercial interiors, such as restaurants, offices, retail stores, etc. Its anti-slip properties provide a safe walking surface in both wet and dry conditions, according to the Americans with Disabilities Act.

**HYGIENE/SANATATION & EASY CLEANING** The product doesn't absorb odors or bacteria of any kind. It's easy to clean with a damp sponge, mop, or cloth. For a more intense cleaning, simply use a mild solution of water and a common household detergent. Regular cleaning will stop the growth of germs and bacteria in damp areas such as the bathroom.

- DUE TO THE INHERENT NATURE OF FIRED PORCELAIN TILE, IT IS IMPORTANT TO NOTE THAT THE COEFFICIENT OF FRICTION MAY VARY WITHIN AND BETWEEN PRODUCT RUNS.

## packaging

SIZES	METRIC (CM)	THICKNESS (MM)	PIECES PER BOX	SQ. FT PER BOX	WEIGHT PER BOX	BOXES PER PALLET	UOM PER PALLET	WEIGHT PER PALLET*
FIELD TILES								
12"x12" RECTIFIED	30x30	10 mm	13	13	53.3	48	624	2,558
12"x24" RECTIFIED	30x60	10 mm	6	12	49.2	48	576	2,362
24"x24" RECTIFIED	60x60	10 mm	3	12	49.2	36	432	1,771
24"x48" RECTIFIED	60x120	10 mm	3	24	115.2	21	504	2,419
MOSAICS AND COORDINATING TRIMS								
3"x12" BULLNOSE	7.5x30	10 mm	12	3	12.3	168	2,016 pcs	2,066
6"x12" COVEBASE	15x30	7 mm	10	5	17.5	64	640 pcs	1,120
2"x2" MOSAIC 12"x12"	30x30	10 mm	10	10	41	45	450 pcs	1,845

\* WEIGHT PER PALLET DOES NOT INCLUDE PALLET WEIGHT ITSELF.  
ALL OTHER SIZES WILL BE PACKAGED AS ORDERED.

MINIMUM GROUT SIZE RECOMMENDED = 5 MM (OR APPROX. 3/16") IF STAGGERED TILE PLACEMENT, WE RECOMMEND USING A 30% OFFSET. IF SPECIFIED BRICK PATTERN WITH 1/2 PATTERN MANDATORY, A BIGGER GROUT IS RECOMMENDED TO HIDE IMPERFECTIONS OF INSTALLATION (MINIMUM 1/4").







## OUR SHOWROOMS

### NEW JERSEY

Dover  
Princeton  
Roselle Park  
Wall  
West Berlin

### PENNSYLVANIA

Bethlehem  
Lancaster  
Philadelphia  
Warminster

### SOUTH CAROLINA

Charleston  
Columbia

### GEORGIA

Savannah

## GARDEN STATE TILE

Together We Can Design For Life

GSTILE.COM    @GARDENSTATETILE