

# GARDEN STATE TILE

Together We Can Design For Life

## LUSH






# NATURAL CHARM.

LUSH 12B RM

# LIVING LIGHT.

THESE ARE TILES THAT STAND OUT FOR THE RANGE OF LIGHT THAT IS REFRACTED IN EACH, INDIVIDUAL PIECE.





# PUSHING MATERIAL.

THE SURFACES LOOK ROUGH AND STONY WITH LINES AND FURROWS THAT SEEM MARKED BY THE ELEMENTS AND THE PASSING OF TIME, BUT THEIR HEART IS SOFT.



LUSH 12N RM / LUSH L 0,5X60



LUSH 12N RM



# IN & OUT.

AVAILABLE IN BOTH LIGHT AND BOLD TONES, SUCH AS BEIGE, WHITE, GREY AND BLACK, THIS COLOURED FULL-BODY PORCELAIN STONEWARE COMES IN TWO DIFFERENT SURFACE FINISHES, FOR INDOORS AND OUTDOORS.

LUSH 12G RM / LUSH RB12G RM



**IN&OUT.**

LUSH 12G RM



LUSH RB12G RM / LUSH 12G RM

# NERO



# GREY



24"X48"

24"X24"

12"X24"

12"X12"



LUSH 12N RM

LUSH 60N RM

LUSH 36N RM

MK.LUSH 30N



LUSH RB12N RM

LUSH RB60N RM

LUSH RB36N RM



24"X48"

24"X24"

12"X24"

12"X12"



LUSH 12G RM

LUSH 60G RM

LUSH 36G RM

MK.LUSH 30G



LUSH RB12G RM

LUSH RB60G RM

LUSH RB36G RM





# WHITE



# BEIGE



24"X48"

24"X24"

12"X24"

12"X12"



LUSH 12W RM

LUSH 60W RM

LUSH 36W RM

MK.LUSH 30W



LUSH RB12W RM

LUSH RB60W RM

LUSH RB36W RM



24"X48"

24"X24"

12"X24"

12"X12"



LUSH 12B RM

LUSH 60B RM

LUSH 36B RM

MK.LUSH 30B



LUSH RB12B RM

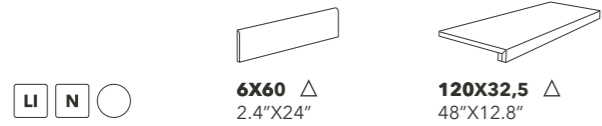
LUSH RB60B RM

LUSH RB36B RM

# LUSH

COLOURED BODY PORCELAIN TILE

## Trims



<b>LUSH N</b>	LUSH BT60N	LUSH G120N
<b>LUSH G</b>	LUSH BT60G	LUSH G120G
<b>LUSH W</b>	LUSH BT60W	LUSH G120W
<b>LUSH B</b>	LUSH BT60B	LUSH G120B










<b>LUSH N</b>	ASHM S RB60N	LUSH E RB60N
<b>LUSH G</b>	LUSH S RB60G	LUSH E RB60G
<b>LUSH W</b>	LUSH S RB60W	LUSH E RB60W
<b>LUSH B</b>	LUSH S RB60B	LUSH E RB60B

ARTICOLO	DIN 51130 (R)	DIN 51097 (A+B+C)	BCR REP.CEC 6/81		DM 14/6/89 N.236		PENDULUM TEST BS (INGLESE)	PENDULUM TEST AS/NZS 4856:2004 (AUSTRALIANO)	PENDULUM TEST UNE ENV 12633:2003 (SPAGNOLO)	BOT 3000 (DCOF)
			g.a.	g.b.	c.a.	g.b.				
LUSH	R9	A	> 0,4	> 0,4	> 0,4	> 0,4	> 25	> 25	1	> 0.42
LUSH RB	R11	A+B+C	> 0,4	> 0,4	> 0,4	> 0,4	> 36	> 35	3	> 0.42



# LUSH

TECHNICAL SPECIFICATIONS PORCELAIN STONEWARE UNI EN 14411 (ISO 13006) - B1a (appendice/appendix G)


Specific tion	Test methods	Requirements in accordance to the standards	Average value
 <b>DIMENSIONI E ASPETTO</b> DIMENSIONS AND APPEARANCE	ISO 10545-2	<b>PROSPETTO G.1</b> PROSPECT G.1	<b>CONFORME</b> COMPLIANT
 <b>ASSORBIMENTO D'ACQUA</b> WATER ABSORPTION	ISO 10545-3	≤ 0,5%	< 0,1%
 <b>RESISTENZA A FLESSIONE</b> FLEXURAL RESISTANCE		min. 35 N/mm <sup>2</sup>	> 45 N/mm <sup>2</sup>
<b>SFORZO DI ROTTURA</b> MODULUS OF RUPTURE	ISO 10545-4	<b>SPESSORE / THICKNESS</b> ≥ 7,5 mm: min. 700 N	<b>SPESSORE* THICKNESS*</b> 9 mm 2500 N* 10 mm 3000 N* 20 mm 11000 N**
 <b>RESISTENZA ALL'ABRASIONE PROFONDA</b> DEEP ABRASION RESISTANCE	ISO 10545-6	≤ 175 mm <sup>3</sup>	< 140 mm <sup>3</sup>
<b>RESISTENZA ALL'ABRASIONE SUPERFICIALE</b> RESISTANCE TO SURFACE ABRASION	ISO 10545-7	<b>CLASSI 0-5</b> CLASSES 0-5	<b>COME INDICATO IN CATALOGO</b> AS INDICATED IN THE CATALOGUE
 <b>COEFFICIENTE DILATAZIONE TERMICA LINEARE (α)</b> LINEAR EXPANSION THERMIC COEFFICIENT	ISO 10545-8	<b>METODO DISPONIBILE</b> AVAILABLE ON REQUEST	≤ 7x10 <sup>-6</sup> °C <sup>-1</sup>
 <b>RESISTENZA AGLI SBALZI TERMICI</b> RESISTANCE TO SUDDEN TEMPERATURE CHANGES	ISO 10545-9	<b>METODO DISPONIBILE</b> AVAILABLE ON REQUEST	<b>RESISTE</b> RESISTANT
 <b>RESISTENZA AL GELO</b> FROST RESISTANCE	ISO 10545-12	<b>RICHIESTA</b> ALWAYS TESTED	<b>RESISTE</b> RESISTANT
 <b>PRODOTTI CHIMICI AD USO DOMESTICO ED ADDITIVI PER PISCINA</b> HOUSEHOLD CHEMICALS AND SWIMMING POOL WATER CLEANSERS		min. B МИН. В	min. B МИН. В
<b>ACIDI ED ALCALI A BASSA CONCENTRAZIONE</b> ACIDS AND LOW CONCENTRATION ALKALIS	ISO 10545-13	<b>DA LA, LB A LC</b> FROM LA, LB TO LC	<b>DA LA, LB A LC</b> FROM LA, LB TO LC
<b>ACIDI ED ALCALI AD ALTA CONCENTRAZIONE</b> ACIDS AND HIGH CONCENTRATION ALKALIS		<b>METODO DISPONIBILE</b> AVAILABLE ON REQUEST	<b>METODO DISPONIBILE</b> AVAILABLE ON REQUEST
 <b>RESISTENZA ALLE MACCHIE UGL</b> STAIN RESISTANCE UGL		<b>METODO DISPONIBILE</b> AVAILABLE ON REQUEST	<b>METODO DISPONIBILE</b> AVAILABLE ON REQUEST
<b>RESISTENZA ALLE MACCHIE GL</b> STAIN RESISTANCE GL	ISO 10545-14	min. 3 МИН. 3	min. 3 МИН. 3

\* VALORI RIFERITI AL FORMATO 20X20 / VALUES REFERRED TO 20X20 SIZE





\*\* VALORI RIFERITI AL FORMATO 60X60 / VALUES REFERRED TO 60X60 SIZE

## SYMBOLS



### INDICATIONS FOR USE

-  Floor tiles
-  Wall tiles




### SUGGESTED APPLICATIONS

-  Domestic purpose
-  Light traffic area
-  Retail
-  Outdoor floor

### SURFACES

- Structure**
-  Flat
- Finish**
-  Natural

### Surface look

-  Matt
-  Edge
-  Monocaliber, rectified

### SHADE VARIATION

**V2**

### THICKNESS

**10**

### SALES CHARACTERISTICS

-  Product sold per item.

All our products are sold only in complete boxes, whether the unit of measure is per item or per square metre.



## OUR SHOWROOMS

### NEW JERSEY

Dover  
Princeton  
Roselle Park  
Wall  
West Berlin

### PENNSYLVANIA

Bethlehem  
Lancaster  
Philadelphia  
Warminster

### SOUTH CAROLINA

Charleston  
Columbia

### GEORGIA

Savannah

**GARDEN STATE TILE**

Together We Can Design For Life

GSTILE.COM    @GARDENSTATETILE