

**GARDEN STATE TILE**  
Together We Can Design For Life

# SPIRIT



# | SPIRIT

---

A tribute to the clean, contemporary look of American industrial design, **Spirit** captures the look and feel of poured concrete.

With six stunning color options, and two finishes

**Spirit** is a modern take on the gritty appeal of concrete perfect for both residential and high-traffic

---

# SPIRIT



## colors

SPIRIT / CHALK



SPIRIT / GREIGE



SPIRIT / MUD



SPIRIT / ASH



SPIRIT / PLUMB



SPIRIT / COAL



# CANVAS

colors

SPIRIT CANVAS / WHITE

---




SPIRIT CANVAS / MOKA

---










**SPIRIT / CHALK**



# SPIRIT



12"x24" . 24"x24" / **CHALK** matte





12"x24" . 24"x24" . 3"x24" bullnose / **CHALK** matte







# SPIRIT



**OUTDOOR  
#2**









**SPIRIT / GREIGE**



# SPIRIT



12"x48" / GREIGE OUTDOOR #2

**OUTDOOR  
#2**








12"x48" / GREIGE OUTDOOR #2












**SPIRIT / MUD**







**SPIRIT / ASH**



24"x24" . 3"x24" bullnose / **ASH** polished





24"x24" . 3"x24" bullnose / **ASH** polished



# SPIRIT




24"x24" / ASH OUTDOOR #2



**OUTDOOR  
#2**









**SPIRIT / PLUMB**



# SPIRIT



24"x48" / **ASH** matte . 24"x24" . 2"x2" mosaic / **PLUMB** matte







24"x48" / **ASH** matte . 2"x2" mosaic / **PLUMB** matte










24"x48" / **ASH** matte : 2"x2" mosaic / **PLUMB** matte











**SPIRIT / COAL**





24"x24" . 12"x24" / **COAL** matte







24"x48" / **COAL** polished










24"x48" / **COAL** polished







**SPIRIT CANVAS / WHITE**






**SPIRIT CANVAS / MOKA**



# SIZES & SHADE VARIATION


## sizes:

24"x24"  
Rectified / Matte



1101112 Chalk  
1101113 Greige  
1101114 Mud  
1101115 Ash  
1101116 Plumb  
1101117 Coal

24"x24"  
Rectified / Polished



1101208 Chalk  
1101209 Greige  
1101210 Mud  
1101211 Ash  
1101212 Plumb  
1101213 Coal

12"x24"  
Rectified / Matte



1101130 Chalk  
1101131 Greige  
1101132 Mud  
1101133 Ash  
1101134 Plumb  
1101135 Coal

12"x24"  
Rectified / Polished



1101226 Chalk  
1101227 Greige  
1101228 Mud  
1101229 Ash  
1101230 Plumb  
1101231 Coal

24"x48"  
Rectified / Matte



1101088 Chalk  
1101089 Greige  
1101090 Mud  
1101091 Ash  
1101092 Plumb  
1101093 Coal

24"x48"  
Rectified / Polished



1101184 Chalk  
1101185 Greige  
1101186 Mud  
1101187 Ash  
1101188 Plumb  
1101189 Coal

## deco:

12"x24" CANVAS  
Rectified / Matte



1101254 White  
1101255 Moka

12"x24" CANVAS  
Rectified / Polished



1101266 White  
1101267 Moka

Colors shown may vary from  
actual product.  
Final selection should be made  
from actual product samples.

## mosaics & trim pieces:

### 12"x12" Mosaic / Matte



1101148 Chalk  
1101149 Greige  
1101150 Mud  
1101151 Ash  
1101152 Plumb  
1101153 Coal

### 12"x12" Mosaic / Polished



1101238 Chalk  
1101239 Greige  
1101240 Mud  
1101241 Ash  
1101242 Plumb  
1101243 Coal

### 6"x12" Cove Base

\*special order only



1101136 Chalk  
1101137 Greige  
1101138 Mud  
1101139 Ash  
1101140 Plumb  
1101141 Coal

### 3"x24" Bullnose / Matte




1101142 Chalk  
1101143 Greige  
1101144 Mud  
1101145 Ash  
1101146 Plumb  
1101147 Coal

### 3"x24" Bullnose / Polished



1101232 Chalk  
1101233 Greige  
1101234 Mud  
1101235 Ash  
1101236 Plumb  
1101237 Coal



## V1

### UNIFORM APPEARANCE

Differences among pieces from the same production run are minimal.



## V2

### SLIGHT VARIATION

Clearly distinguishable differences in texture and/or pattern with similar colors.



## V3

### MODERATE VARIATION

While the colors present on a single piece of tile will be indicative of the colors to be expected on the other tiles, the amount of colors on each piece will vary significantly.

+ One Canvas



## V4

### SUBSTANTIAL VARIATION

Random color differences from tile to tile, so that one tile may have totally different colors from that on other tiles. Thus, the final installation will be unique.




# SIZES & SHADE VARIATION

sizes:

## OUTDOOR #2

24"x24"  
Rectified / Matte



1101414 Chalk  
1101415 Greige  
1101416 Ash

12"x48"  
Rectified / Matte



1101411 Chalk  
1101412 Greige  
1101413 Ash


Colors shown may vary from  
actual product.  
Final selection should be made  
from actual product samples.

## packaging

SIZES	METRIC (CM)	THICKNESS (MM)	PIECES PER BOX	UOM PER BOX	WEIGHT PER BOX	BOXES PER PALLET	UOM PER PALLET	WEIGHT PER PALLET*
FIELD TILES								
12"x48" RECTIFIED MATTE	30x120	20 mm	4	16 SF	147	16	256 SF	2,352
24"x24" RECTIFIED MATTE	60x60	20 mm	2	8 SF	76	36	288 SF	2,736

\* WEIGHT PER PALLET DOES NOT INCLUDE PALLET WEIGHT ITSELF.  
ALL OTHER SIZES WILL BE PACKAGED AS ORDERED.


MINIMUM GROUT SIZE RECOMMENDED = 5 MM (OR APPROX. 3/16") IF STAGGERED TILE PLACEMENT, WE RECOMMEND USING A 30% OFFSET. IF SPECIFIED BRICK PATTERN WITH 1/2 PATTERN MANDATORY, A BIGGER GROUT IS RECOMMENDED TO HIDE IMPERFECTIONS OF INSTALLATION (MINIMUM 1/4").



V1

### UNIFORM APPEARANCE

Differences among pieces  
from the same production  
run are minimal.



V2

### SLIGHT VARIATION


Clearly distinguishable  
differences in texture and/  
or pattern with similar  
colors.



V3

### MODERATE VARIATION

While the colors present on  
a single piece of tile will be  
indicative of the colors to  
be expected on the other  
tiles, the amount of colors  
on each piece will vary  
significantly.



V4








### SUBSTANTIAL VARIATION

Random color differences  
from tile to tile, so that  
one tile may have totally  
different colors from that on  
other tiles. Thus, the final  
installation will be unique.





# technical specifications

		REFERENCE VALUE	DECLARED VALUE	TEST METHOD
	SURFACE ABRASION		IV	ASTM C1027
	WATER ABSORPTION	≤0.5%	MEETS REQUIREMENT	ASTM C373
	CHEMICAL RESISTANCE	AS REPORTED	NOT AFFECTED	ASTM 650
	DYNAMIC COEFFICIENT OF FRICTION	≥0.42 WET	MEETS REQUIREMENT	ANSI A137.1
	STAIN RESISTANCE	AS REPORTED	NOT AFFECTED	ASTM C1378
	BREAKING STRENGTH	AS REPORTED	≥400	ASTM C648
	RESISTANCE TO FREEZE	AS REPORTED	RESISTANT	ASTM C1026



**RESISTANT FOR THE HOUSE** The product is water-resistant: it stops liquids, body oils, acidic and staining substances from penetrating the tiles. It resists scratches, scuffs and gauges better than any other floor covering. It does not absorb fumes, odors or smoke. It doesn't discolor or fade when exposed to sunlight, or other natural elements. It is completely fire proof. It resists burns and doesn't feed a fire. Its high resistance to abrasive dirt and grime makes it suitable even for heavy-traffic areas of the house such as hallways, entrances, foyers and walkways.

**FROST RESISTANT** Exceeding the ADA standard requirements, the Garden State Tile product can also be used for outside applications. It stands up to abrupt temperature changes and freezing-thaw cycles. When properly installed according to ANSI A137.1. It's strong enough to be used in exterior applications even in frigid climates. Proper consideration must be given to the anti-slip requirements of the area to be tiled.

**ANTI-SLIP** The testing conducted on our finished product will guarantee that all of our tiles will have an anti-slip surface so they may be used with total confidence in kitchen and bath applications. The Garden State Tile product is perfect for both home and commercial interiors, such as restaurants, offices, retail stores, etc. Its anti-slip properties provide a safe walking surface in both wet and dry conditions, according to the Americans with Disabilities Act.

**HYGIENE/SANITATION & EASY CLEANING** The Garden State Tile product doesn't absorb odors or bacteria of any kind. It's easy to clean with a damp sponge, mop, or cloth. For a more intense cleaning, simply use a mild solution of water and a common household detergent. Regular cleaning will stop the growth of germs and bacteria in damp areas such as the bathroom.

• DUE TO THE INHERENT NATURE OF FIRED PORCELAIN TILE, IT IS IMPORTANT TO NOTE THAT THE COEFFICIENT OF FRICTION MAY VARY WITHIN AND BETWEEN PRODUCT RUNS.

## packaging

SIZES		THICKNESS (MM)	PIECES PER BOX	UOM PER BOX	WEIGHT PER BOX	BOXES PER PALLET	UOM PER PALLET	WEIGHT PER PALLET*
<b>FIELD TILES</b>								
12"x24" RECTIFIED MATTE / POLISHED	NOMINAL	10 mm	6	12 SF	52.8	48	576 SF	2,535
24"x24" RECTIFIED MATTE / POLISHED	NOMINAL	10 mm	3	12 SF	52.8	36	432 SF	1,901
24"x48" RECTIFIED MATTE / POLISHED	NOMINAL	10 mm	2	16 SF	76.8	32	512 SF	2,457.6
<b>DECO</b>								
12"x24" CANVAS RECTIFIED MATTE / POLISHED	NOMINAL	10 mm	6	12 SF	52.8	48	576 SF	2,535
<b>MOSAICS AND COORDINATING TRIMS</b>								
2"x2" MOSAIC (12"x12"- 36 DOT) MATTE / POLISHED	NOMINAL	10 mm	10	10 PCS	35	45	450 PCS	1,575
3"x24" BULLNOSE MATTE/POLISHED	NOMINAL	10 mm	12	12 PCS	25.2	48	576 PCS	1,201
6"x12" COVE BASE MATTE	NOMINAL	7mm	10	10 PCS	17.5	64	640 PCS	1,120

\* WEIGHT PER PALLET DOES NOT INCLUDE PALLET WEIGHT ITSELF.  
ALL OTHER SIZES WILL BE PACKAGED AS ORDERED.

MINIMUM GROUT SIZE RECOMMENDED = 5 MM (OR APPROX. 3/16") IF STAGGERED TILE PLACEMENT, WE RECOMMEND USING A 30% OFFSET. IF SPECIFIED BRICK PATTERN WITH 1/2 PATTERN MANDATORY, A BIGGER GROUT IS RECOMMENDED TO HIDE IMPERFECTIONS OF INSTALLATION (MINIMUM 1/4").

# GARDEN STATE TILE

---

## Together We Can Design For Life

Routine care instructions:

1. Wash with water to remove superficial dirt.
2. Application of Fila Cleaner® Fila (commercial product) diluted to an average of 1:200 to the surface.
3. Let the solution sit 5-7 minutes.
4. Remove the cleaner with a vigorous mechanical cleaning action using common hand cleaning equipment, or a suitable floor-cleaning appliance.
5. Dry the floor completely.

Note: For desired results, it is particularly important to combine the effect of the detergent with a vigorous mechanical cleaning action.

The products mentioned in these instructions do not officiate any official agreements with any floor cleaning product producers.

CLEANING & MAINTENANCE



CERTIFICATIONS & ACCREDITATIONS





## OUR SHOWROOMS

### NEW JERSEY

Dover  
Princeton  
Roselle Park  
Wall  
West Berlin

### PENNSYLVANIA

Bethlehem  
Lancaster  
Philadelphia  
Warminster

### SOUTH CAROLINA

Charleston  
Columbia

### GEORGIA

Savannah

# GARDEN STATE TILE

Together We Can Design For Life

GSTILE.COM    @GARDENSTATETILE