

GARDEN STATE TILE


Together We Can Design For Life

DEBITAGE



SOOT

NEW YORK Manhattan



BERLINO Palazzo del Reichstag




TALC



PARIGI Rue La Fayette

CINDER

FLINT



SYDNEY Opera House

GST



DEBITAGE CINDER
80 x 80 | 32" x 32"

01
CINDER



The profound embrace between architecture and the environment




DEBITAGE CINDER
80 x 80 | 32" x 32"
DEBITAGE TALC
PLANK 30 x 60 | 12" x
24"




DEBITAGE CINDER
80 x 80 | 32" x 32"
DEBITAGE TALC
PLANK 30 x 60 | 12" x
24"

PLANK
12" x 24"



TALC



FLINT



CINDER



SOOT



DEBITAGE CINDER
120 x 120 | 48" x 48"
DEBITAGE FLINT
30 x 60 | 12" x 24"



DEBITAGE CINDER
120 x 120 | 48" x 48"

DEBITAGE FLINT
30 x 60 | 12" x 24"





DEBITAGE FLINT
60 x 120 | 24" x 48"

02 FLINT



The skilful blend of art and technique



DEBITAGE FLINT
60 x 120 | 24" x 48"
DEBITAGE FLINT
HEXAGON 30 x 34 | 12" x
13"



DEBITAGE FLINT HEXAGON 30 x 34 | 12" x 13"

HEXAGON
12" x 13"



TALC



FLINT



CINDER



SOOT




DEBITAGE FLINT
120 x 120 | 48" x 48"



DEBITAGE FLINT
120 x 120 | 48" x 48"



03
S O O T



Matter and engineering in perfect harmony

DEBITAGE SOOT
60 x 60 | 24" x 24



DEBITAGE SOOT
60 x 60 | 24" x 24"
DEBITAGE SOOT
PLANK 30 x 60 | 12" x
24"



DEBITAGE SOOT
60 x 60 | 24" x 24"
DEBITAGE SOOT
PLANK 30 x 60 | 12" x
24"



DEBITAGE TALC
45 x 90 | 18" x 36"

04
TALC



The precious dialogue between tradition and innovation




DEBITAGE TALC
45 x 90 | 18" x 36"
DEBITAGE TALC
MOSAICO 30 x 30 | 12" x
12"




DEBITAGE TALC
MOSAICO 30 x 30 | 12" x
12"


MOSAICO
12" x 12"




TALC



FLINT



CINDER




SOOT



TECHNICALS

DEBITAGE CINDER
60 x 120 | 24" x 48"

TALC




6 sizes



4 colors




10 mm



rettificato

48" x 48"




rettificato | grip

24" x 48"



HEXAGON

12" x 13"



rettificato

24" x 24"




rettificato

12" x 24"




MOSAICO
36 tessere
tessera 5 x 5

12" x 12"




rettificato

32" x 32"



rettificato

18" x 36"



PLANK

12" x 24"

FLINT



6 sizes



4 colors



10 mm



rettificato

48" x 48"



rettificato | grip

24" x 48"




HEXAGON

12" x 13"




rettificato

24" x 24"




rettificato

12" x 24"



MOSAICO
36 tessere
tessera 5 x 5

12" x 12"



rettificato

32" x 32"



rettificato

18" x 36"



PLANK

12" x 24"

CINDER



6 sizes



4 colors



10 mm



rettificato

48" x 48"



rettificato | grip

24" x 48"



HEXAGON

12" x 13"




rettificato

24" x 24"



rettificato

12" x 24"



MOSAICO
36 tessere
tessera 5 x 5

12" x 12"



rettificato

32" x 32"



rettificato

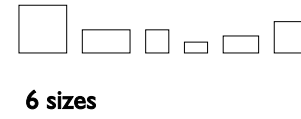
18" x 36"



PLANK

12" x 24"

S00T



6 sizes



4 colors



10 mm



rettificato

48" x 48"



rettificato | grip

24" x 48"



HEXAGON

12" x 13"




rettificato

24" x 24"




rettificato

12" x 24"



MOSAICO
36 tessere
tessera 5 x 5

12" x 12"



rettificato

32" x 32"



rettificato

18" x 36"









PLANK





12" x 24"

TECHNICAL INFORMATION & PLUS

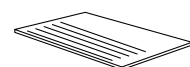
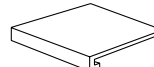
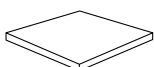
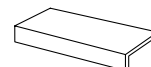

SIZES

					
RETTIFICATO	RETTIFICATO	RETTIFICATO	RETTIFICATO GRIP	RETTIFICATO	RETTIFICATO
$\frac{120 \times 120}{48'' \times 48''}$	$\frac{45 \times 90}{18'' \times 36''}$	$\frac{80 \times 80}{32'' \times 32''}$	$\frac{60 \times 120}{24'' \times 48''}$	$\frac{60 \times 60}{24'' \times 24''}$	$\frac{30 \times 60}{12'' \times 24''}$

2THICK - 20mm











			
RETTIFICATO	MOSAICO	HEXAGON	PLANK
$\frac{60 \times 120}{24'' \times 48''}$	$\frac{30 \times 30}{12'' \times 12''}$	$\frac{30 \times 34}{12'' \times 13''}$	$\frac{30 \times 60}{12'' \times 24''}$

SPECIAL ITEMS

		
GRADINO RETTIFICATO	GRADONE COSTA RETTA RETTIFICATO	GRADONE ANGOLARE COSTA RETTA RETTIFICATO
$\frac{30 \times 60}{12'' \times 24''}$	$\frac{30 \times 60 \times 4}{12'' \times 24'' \times 1\frac{2}{3}''}$	$\frac{30 \times 30 \times 4}{12'' \times 12'' \times 1\frac{2}{3}''}$
$\frac{45 \times 90}{18'' \times 36''}$	$\frac{60 \times 120 \times 4}{24'' \times 48'' \times 1\frac{2}{3}''}$	$\frac{60 \times 120 \times 4}{24'' \times 48'' \times 1\frac{2}{3}''}$
		
ELEMENTO A L RETTIFICATO	BATTISCOPIA SMALTATO RETTIFICATO	
$\frac{30 \times 60 \times 5}{12'' \times 24'' \times 2''}$	$\frac{7 \times 60}{3'' \times 24''}$	
$\frac{45 \times 90 \times 5}{18'' \times 36'' \times 2''}$		



TECHNICAL FEATURES

	standards	characteristics or properties	declared values
	ISO 10545-3	assorbimento d'acqua water absorption	<0.5%
	ISO 10545-4	resistenza alla flessione (R) breaking strength	35 N/mm ²
	ISO 10545-13	resistenza agli acidi resistance to acid	GLA
	ISO 10545-12	resistenza al gelo frost resistance	resiste frost proof
	ISO 10545-14	resistenza alle macchie stain resistance	4
	ISO 10545-2	planarità surface flatness	±0.5%
		spessore thickness	10 mm
	DIN 51097 DIN 51130 DCOF BOT3000	coefficiente d'attrito (scivolosità) static coefficient of friction	A+B R10 >0.42
	DIN 51097 DIN 51130 DCOF BOT3000	coefficiente d'attrito (scivolosità) static coefficient of friction	A+B+C R11 >0.42
		variazioni cromatiche color shade	V2 variazione leggera V2 slight variation

IMBALLI - PACKING

mm inch		spessore thickness	pezzi/sc pcs/box	m ² /sc sqm/box	kg/sc kgs/box	sc/pl box/pal	m ² /pl sqm/pal	kg/pl kgs/pal
60x120 24"x48"	2thick_20mm rettificato	20	1	0.72	32.25	30	21.60	967.50
60x120 24"x48"	rettificato grip	10	2	1.44	31.90	30	43.20	957.00
60x60 24"x24"	rettificato	10	3	1.08	23.90	40	43.20	959.00
45x90 18"x36"	rettificato	10	3	1.22	27.30	32	39.04	873.60
30x60 12"x24"	rettificato	10	6	1.08	23.90	40	43.20	956.00
80x80 32"x32"	rettificato	10	2	1.28	28.90	40	51.20	1156.00
120x120 48"x48"	rettificato	10	1	1.44	33.00	30	43.20	990.00
30x30 12"x12"	mosaico		11	0.99	22.65	36	35.64	815.40
30x60 12"x24"	plank		5		19.25			
30x30 12"x12"	hexagon		6		12.90			
7x60 3"x24"	battiscopa smaltato rettificato		12		12.60			
30x60 12"x24"	gradino rettificato		8		33.84			
45x90 18"x36"	gradino rettificato		2		19.10			
30x60x4 12"x24x1 2/3"	gradone costa retta rettificato		4		17.60			
60x120x4 24"x48x1 2/3"	gradone costa retta rettificato grip		2		17.40			
30x30x4 12"x12x1 2/3"	gradone angolare costa retta		2		4.40			
60x120x4 24"x48x1 2/3"	gradone angolare costa retta grip		1		18.20			
30x60x5 12"x24"x2"	elemento a L grip		4		17.20			
45x90x5 18"x36"x2"	elemento a L grip		2		21.70			

the indicated weight includes the supporting pallet

JOINT

we recommend a 2 mm grout at least when using one size only and a 3 mm grout for multisizes laying solutio



DEBITAGE CINDER
60 x 60 - 30 x 60 | 24" x 24" - 12" x 24"



DEBITAGE SOOT
60 x 120 GRIP | 24" x 48" GRIP

GARDEN STATE TILE

Together We Can Design For Life



OUR SHOWROOMS

NEW JERSEY

Dover
Princeton
Roselle Park
Wall
West Berlin

PENNSYLVANIA

Bethlehem
Lancaster
Philadelphia
Warminster

SOUTH CAROLINA

Charleston
Columbia

GEORGIA

Savannah

GARDEN STATE TILE

Together We Can Design For Life

GSTILE.COM    @GARDENSTATETILE