










Technical Specifications Porcelain Stoneware

UNI EN 14411 (ISO 13006) - Bla (appendice G)

Specification	Test methods	Requirements in accordance to the standards	average value
 DIMENSIONS AND APPEARANCE	ISO 10545-2	PROSPECT G1	COMPLIANT
 WATER ABSORPTION	ISO 10545-3	≤ 0,5%	< 0,1%
 FLEXURAL RESISTANCE		min./MMH 35 N/mm ²	> 45 N/mm ²
	ISO 10545-4	THICKNESS ≥ 7,5 mm: min. 700 N	9 mm 2500 N*
		THICKNESS* 10 mm	3000 N*
		THICKNESS < 7,5 mm: min. 1300 N	20 mm 11000 N**
 DEEP ABRASION RESISTANCE	ISO 10545-6	≤ 175 mm ³	< 140 mm ³
RESISTANCE TO SURFACE ABRASION	ISO 10545-7	CLASSES 0-5	AS INDICATED IN THE CATALOGUE
 LINEAR EXPANSION THERMIC COEFFICIENT	ISO 10545-8	AVAILABLE ON REQUEST	≤ 7x10 ⁻⁶ °C ⁻¹
 RESISTANCE TO SUDDEN TEMPERATURE CHANGES	ISO 10545-9	AVAILABLE ON REQUEST	RESISTANT
 FROST RESISTANCE	ISO 10545-12	ALWAYS TESTED	RESISTANT
 HOUSEHOLD CHEMICALS AND SWIMMING POOL WATER CLEANSERS		min. B	min. B
ACIDS AND LOW CONCENTRATION ALKALIS	ISO 10545-13	FROM LA, LB TO LC / DE LA, LB A LC	FROM LA, LB TO LC / DE LA, LB A LC
ACIDS AND HIGH CONCENTRATION ALKALIS		AVAILABLE ON REQUEST	AVAILABLE ON REQUEST
 STAIN RESISTANCE UGL		AVAILABLE ON REQUEST	AVAILABLE ON REQUEST
	ISO 10545-14		
STAIN RESISTANCE GL		min. 3	min. 3






* VALUES REFERRED TO 20X20 SIZE ** VALUES REFERRED TO 60X60 SIZE

Symbols

INDICATIONS FOR USE

-  Floor tiles
-  Wall tiles

SUGGESTED APPLICATIONS

-  Domestic purpose
-  Light commercial
-  Commercial
-  Heavy traffic area
-  Outdoor floor

SURFACES

Structure

 Flat

Finish

 Natural


 Polished

Surface look

 Matt

 Glossy

Edge

 Monocaliber, rectified

SHADE VARIATION

 V2

THICKNESS

 10,5

* Surfaces with a honed and polished gloss finish are recommended for any kind of wall tile, residential floor or floors that are not directly connected with the outdoors or whose entrances are protected by mats. As is well known, all gloss surfaces naturally lose their shine over time. With Imola porcelain stoneware this process is slower than other honed natural materials like marble, granite or stone.