



ebo
& flow

DESIGN SOLUTIONS™

 **CROSSVILLE®**
ELEVATE YOUR SPACE


ebb
&flow

With its harmonic blending of stone and glass,

Ebb & Flow captures

the rhythmical patterns found in

nature and in life.



Products featured in photo above:
EF07 Sticks and Stones Mosaics and Stacked Mosaics







Products featured in photo above:
EF01 Snow and Ice Linear Mosaics

Products featured in photo at left:
Fireplace Surround – EF05 Rocks and Minerals Stacked Mosaics
Floor – Modern Mythology S013 Emperador Light 18" x 18"


Snow and Ice

1/2" x 1/2" Mosaics




EF01/.1.5.5MOS

Moon and Stars



EF02/.1.5.5MOS

Flora and Fauna



EF03/.1.5.5MOS

1/2" x 3" Mosaics



EF01/.1.503MOS



EF02/.1.503MOS



EF03/.1.503MOS

Linear Mixed Mosaics



EF01/.1MIXMOS




EF02/.1MIXMOS




EF03/.1MIXMOS

Patterns/Sizes



1/2" x 1/2" Mosaics (Mounted on 11-3/4 x 11-3/4 sheet)



1/2" x 3" Mosaics (Mounted on 11-3/4 x 11-3/4 sheet)



Linear Mixed Mosaics (Mounted on 11-3/4 x 13 sheet)



Products featured in photo above:
EF06 Wind and Rain Mosaics and Stacked Mosaics



Products featured in photo above:
EF08 Dusk and Dawn Mosaics and Linear Mosaics


Snow and Ice

1/2" x 1/2" Mosaics




EF01/.1.5.5MOS

Moon and Stars



EF02/.1.5.5MOS

Flora and Fauna



EF03/.1.5.5MOS

1/2" x 3" Mosaics



EF01/.1.503MOS



EF02/.1.503MOS



EF03/.1.503MOS

Linear Mixed Mosaics



EF01/.1MIXMOS



EF02/.1MIXMOS



EF03/.1MIXMOS

Sand and Surf




EF04/.1.5.5MOS

Rocks and Minerals



EF05/.1.5.5MOS

Wind and Rain



EF06/.1.5.5MOS



EF04/.1.503MOS



EF05/.1.503MOS



EF06/.1.503MOS



EF04/.1MIXMOS




EF05/.1MIXMOS




EF06/.1MIXMOS

Sticks and Stones




EF07/.1.5.5MOS

Dusk and Dawn




EF08/.1.5.5MOS

Cinders and Smoke



EF09/.1.5.5MOS



EF07/.1.503MOS



EF08/.1.503MOS



EF09/.1.503MOS



EF07/.1MIXMOS



EF08/.1MIXMOS



EF09/.1MIXMOS



Product featured in photo above: EF03 Flora and Fauna Linear Mosaics



Sizes

Nominal	Actual Size (in)	Thickness (in)
Mosaic*		
1/2 x 1/2	9/16 x 9/16	1/4
Stacked Mosaic*		
1/2 x 3	9/16 x 2-7/8	1/4
Linear Mosaic**		
1/2 x 2	9/16 x 1-7/8	1/4
1/2 x 4	9/16 x 3-7/8	1/4
1/2 x 6	9/16 x 5-7/8	1/4

*Actual size of mounted sheets is 11-3/4 x 11-3/4

**Actual size of mounted sheets is 11-3/4 x 13

Recommended Use

Crossville's Ebb & Flow mosaics can be used for interior and exterior wall applications. In wall applications exposed to regular moisture (such as shower walls) the application of a penetrating sealer, such as Miracle 511 Impregnator, is required. Typically two coats are needed depending on the porosity of the stone. **DO NOT ALLOW THE SEALER TO DRY ON THE FACE OF THE GLASS PIECES.** The glass tile is non-absorbent. Following the sealer application, thoroughly wipe down the mosaics with a dry terry cloth towel or micro fiber cloth, turning the cloth frequently to ensure complete removal of the sealer from the glass tile portion of the mosaic. Crossville® does not recommend the use of Ebb & Flow in water applications such as pool liners, fountains and spas.

Acceptable substrates include cement back units and/or concrete masonry block; gypsum wallboard can be used for dry interior walls only. Cement mortar beds are acceptable after a minimum 10-day cure time.

Care and Maintenance

Normally, it is sufficient to wipe the surface of Ebb & Flow mosaic tiles with a damp sponge or cloth. When stronger cleaning is needed, any standard, non-abrasive floor, wall or glass cleaner can be applied with a non-abrasive sponge or cloth. More information regarding the care and maintenance of Crossville® products is available at www.crossvilleinc.com.

Significant variation is part of the inherent beauty of natural stone. Expect a wide range in color and pattern. Inspect the product upon delivery and for best results, blend tile from several cartons during installation.

